

Coalesse Surface Materials Reference Guide April 2021

Note: Actual colors will vary due to printing process.

Availability

Electronic price list updated with release 192.A (U.S.) and 152.A (Canada), dated April 19, 2021.

All specifications subject to change without notice. Reference the electronic catalog/Hedberg for current pricing.

Transitional products in this specification guide are **maintained for existing customers only** and are likely to be phased out over time. These products are indicated with a **†**. Products that are scheduled to be culled are indicated with an **✕**, followed by the last order entry date.

► For a list of all trademarks, refer to the last page of this specification guide.
© 2021 Steelcase Inc.



For Canadian Pricing

Canadian factor can be found at steelcase.com/CADpricing.

Calculate in the following order to avoid rounding errors:

- Multiply the base price and each option by the Canadian factor.
- Round each to the nearest dollar.
- Add base and options for total list price.

Coalesse Surface Materials Reference Guide

What's New in Surface Materials	2
Upholstery	4
Customer's Own Material	6
Flammability Information	8
Fabric Matrix	10
Upholstery Palette	12
Leather/Faux	24
Cut Yardage Net Price List	26
Leather and Faux Leather Matrix	28
Leather Palette	30
Faux Leather Palette	33
Wood	38
Hardwood Matrix	42
Hardwood Stains Palette	44
Veneer Matrix	46
Veneer Palette	47
Laminate	52
High-Pressure Laminate Matrix	54
High-Pressure Laminate Palette	57
Laminate Edge Band Matrix	60
Recommended Worksurface 3 mm Edge Finishes	64
Glass	66
Glass Matrix	67
Glass Palette	68
Metal/Paint	69
Custom Paint	70
Metal/Paints Matrix	72
Metal/Paints Palette	76
EMU Advanced Collection Paint Matrix	80
EMU Paint Palette	81
Miscellaneous	82
Arzu Rug Collection Matrix and Wool Colors Palette	84
Arzu Rug Collection Patterns, Colorways, and Wool Colors	85
Nanimarquina Rug Collection Full Size Rug Pattern & Colorways	86
Nanimarquina Rug Collection Colorway Finishes	88
Enea and Enea Lottus Plastic Matrix	89
Plastic and Miscellaneous Palette	90
Denizen, Exponents, Potrero415, Potrero415 Light, Sistema, and SW_1 Exclusives	93
Care and Maintenance	94

What's New in Surface Materials

Visit the **Finish Library** at <https://finishlibrary.steelcase.com/all-surfaces/brand/coalesse.html> or view the finish matrices to see list of availability, by product line. Samples can be purchased via Steelcase Marketing Resources.

Steelcase Back-Painted Finishes – February 2020

We are enhancing our back-painted glass portfolio through the addition of color. The colors range from a harmonious pink to a new neutral blue. By refreshing these color palettes, we are providing added value through the range and depth of our material offering.

Foundation, Steelcase Surfaces – December 2019

New FR-free vinyl, Foundation launches. Free of harmful phthalates, Foundation is a non-woven, high-performing, bleach-cleanable material, and is perfect for our education and health environments. Foundation is available in 14 colors at Price Grade 6.

New Accent Paints, Steelcase Surfaces – December 2019

Six new trend driven paints have been added to the Steelcase accent paint palette.

Coalesse Standard Color Paints – October 2019

Seven textured paints that draw from the Coalesse color point-of-view and its restorative tone of nature have been added as a Grade 1 paint to many of our best-selling product lines.

Refreshed LessThanFive Color Palette – October 2019

Eight new matte finishes have been added to LessThanFive that align with the Coalesse color point-of-view and its biophilic tones from nature.

LessThanFive Essential – October 2019

Four new neutral matte finishes have been added to LessThanFive Essential, sold in multi-packs of two or four at a reduced price point per chair.

Coalesse Color, Custom Paint – October 2019

Coalesse Color empowers more personal expression by expanding color choices through our custom capabilities program. For select, preset Coalesse products, we have improved the process to make it even easier to order. Once the color match process is complete and the special paint finish code has been assigned, order with a Grade 3 paint upcharge. For more information, review *Custom Paints* on page 70.

Lux Coatings, Steelcase Surfaces – October 2019

Steelcase Lux Coatings has been added to even more product lines and is now available as a Grade 3 paint upcharge.

Accent Paints, Steelcase Surfaces – October 2019

Trend driven Steelcase accent paints have been added to many of our best-selling product lines. Accent paints are now offered as a Grade 3 paint upcharge.

Coalesse Standard Glass Finishes – October 2019

Previously available on Potrero415 only, six back-painted glass finishes are now available as standard on all product lines with back-painted glass. Four nature inspired and two neutral finish additions complement the existing glass palette – bringing more choice.

In addition, new frosted glass finish 6511 Acid Etched is now available to order, replacing ACF Absolute Clear Frosted (culled in April 2020). For details, please refer to page 66.

What's New in Surface Materials

Upholstery Coalesse

Upholstery

All Coalesse textiles are priced by grades. Some Coalesse fabrics can be treated for flame retardancy; contact Customer Service. All Coalesse products are handcrafted, making each unique. Certain fabrics and leathers will appear loose and may differ from like products due to comfort wrinkles when upholstered.

A contrasting welt is available on some products. Consult Customer Service for yardage or square feet requirements and prices. All stripes will be applied vertically unless customer specifies otherwise. Loose cushions on Coalesse products are not fully upholstered (not reversible).

Designtex, Maharam, Steelcase, and select Luna fabrics are graded in our pricing. Simply order Coalesse products with Designtex, Maharam, Steelcase, and select Luna fabrics are graded in on Coalesse products; however, Coalesse does not stock fabrics and can only respond based on Designtex, Maharam, Steelcase, and select Luna fabrics lead times. For current grades, refer to Coalesse website: www.Coalesse.com.

Special Fabric Applications*

Backing*

• Backing information is found on each product page in the Coalesse Specification Guides. Select this option when ordering your product to have backing applied. Price varies by product according to yardage it requires.

*Prices subject to change without notice and an additional two week lead time will apply for 54" wide fabrics. Wider fabrics will require four week additional lead time. *Check fabric database to determine if backing is required at www.Coalesse.com.

Coalesse Upholstery

Coalesse fabrics are priced by grades from 6 through 14 and leathers C and E. Fabrics and leathers may be purchased separately as cut yardage, see page 26. All products are handcrafted, making each unique. Certain fabrics and leathers will appear loose and may differ from like products due to wrinkles when upholstered. A contrasting welt is available on some products. Consult Customer Service for yardage or square feet requirements for pricing.

All stripes will be applied vertically unless customer specifies otherwise. Loose cushions on Coalesse products are not fully upholstered (not reversible). Any graded-in or COM textile should be reviewed with supplier to verify availability. In some cases a textile supplier may require minimums that exceed your furniture order requirements. In these situations, you will be contacted with an option to select a different textile or continue with your original textile selection as a COM-DTP. If you choose to continue with your textile selection as COM-DTP to allow you to order the minimum required, please ship only the textile needed to Coalesse for your furniture order.

EMU Upholstery

Applies to: EMU Advanced Collection and Outdura Collection

Grade 6

- 5G30 Natural White
- 5G31 Kona
- 5G32 Sandstone
- 5G33 Cadet Grey
- 5G34 Stone
- 5G35 China Red
- 5G36 Cardinal Red
- 5G37 Solid Aquamarine
- 5G38 Canary
- 5G39 Pesto
- 5G41 Island Blue

Applies to: EMU Terramare and EMU Decorative Fabrics

Grade 6

- DE01 White
- DE02 Brown
- DE03 Dark Grey
- DE04 Light Grey
- DE05 Hibiscus
- DE06 Turquoise
- DE07 Pinstripe

Applies to: EMU-Tex

Grade 6

- 5G94 Light Grey
- 5G95 Grey/Black
- 5G96 Sand
- 5G97 Rust

SW_1 Knit

Applies to: SW_1 Collection

- 5KG0 Sand
- 5KG1 Silver
- 5KG3 Black
- 5KG4 Ivory
- 5KG5 Coal
- 5KG6 Fire
- 5KG9 Pewter
- 5KH0 Ice
- 5KH1 Currant
- 5KH2 Ocean
- 5KH3 Silver Grey
- 5KH4 Olive
- 5KH5 Blue Ink
- 5KH6 Blue Bird
- 5KH7 Blush
- 5KH8 Goldenrod
- 5KH9 Leaf

Lagunitas Knit

Applies to: Lagunitas Focus nook and lounge system

Grade 1

- 5K50 Sand
- 5K51 Silver
- 5K52 Pewter
- 5K54 Black
- 5K58 Ivory
- 5K59 Coal
- 5K70 Silver Grey

Grade 2

- 5K55 Fire
- 5K60 Ice
- 5K61 Ocean
- 5K63 Leaf
- 5K67 Currant
- 5K71 Olive
- 5K72 Blue Ink
- 5K73 Blue Bird
- 5K74 Blush
- 5K75 Goldenrod

Hexa Upholstery

Applies to: Hosu

Grade 10

- CL50 Dark Grey
- CL51 Light Grey
- CL52 Blue
- CL53 Green **£310/21**
- CL54 Red **£310/21**
- CL55 Yellow
- CL70 Saffron
- CL71 Rose Quartz
- CL72 Lagoon
- CL73 Sea Salt
- CL74 Steam
- CL75 Ocean
- CL76 Sage

Fusion Upholstery

Applies to: Hosu lounge, Massaud work lounge, and Lagunitas personal table

Grade 11

- CL60 Caviar
- CL61 Portobello **£310/21**
- CL62 Graphite
- CL63 Java **£310/21**
- CL64 Steam*
- CL80 Terracotta
- CL81 Copper
- CL82 Sage
- CL83 Blue Ink
- CL84 Blue Steel

£310/21 = Last order entry
October 17, 2021

* Not available on Hosu

Upholstery Steelcase

Steelcase Upholstery

Coalesse offers a select palette of Steelcase fabrics as standard. This provides the convenience of an integrated finish offering and ease of specification. See the Steelcase Standard Fabric Matrix for availability by product line.

Grade 6

Cogent: Connect

- 5S15 Coconut
- 5S16 Turmeric/Honey
- 5S17 Tangerine
- 5S18 Scarlet
- 5S19 Concord
- 5S21 Blue Jay
- 5S23 Wasabi
- 5S24 Nickel
- 5S25 Graphite
- 5S26 Licorice
- 5S27 Malt
- 5S28 Root Beer
- 5S93 Indigo/Blueprint
- 5S94 Lizard/Jungle
- 5S95 Sailor
- 5S96 Quicksilver
- 5S98 Canary X10/22
- 5S99 Lipstick/Merlot
- 5SD0 Royal Blue
- 5SD1 Aubergine
- 5SD2 Peacock
- 5SD3 Lagoon
- 5SD4 Saffron
- 5SD5 Citrine
- 5SD6 Rose Quartz
- 5SD7 Sea Salt
- 5SF3 Storm Cloud
- 5SF4 Olive

Foundation

- 5875 Black
- 5876 Navy
- 5877 Foggy Night
- 5878 Sailor
- 5879 Ivory
- 5880 Seal
- 5881 Peat
- 5882 New Sand
- 5883 Cranberry
- 5884 Spring
- 5885 Honey
- 5886 Folkstone
- 5887 Pebble
- 5888 Oregano

Jacks

- 5B61 Taupe
- 5B62 Camel
- 5B64 Pewter
- 5B70 Midnight

Link

- 5A20 Burgundy
- 5A23 Green E
- 5A24 Blue
- 5A25 Navy
- 5A26 Purple
- 5A27 Black
- 5A28 Ocean E
- 5A30 Chamois E

Nitelights

- 5F63 Moss
- 5F66 Stone
- 5F67 Moon

Spyder

- 5B01 Foggy Night X10/21

Grade 7

Cogent: Trails

- 5S29 Bronzite
- 5S85 Agate
- 5S86 Lapis E
- 5S88 Quartz
- 5S90 Tiger Eye
- 5S92 Topaz

Imperma

- TM01 Toffee
- TM02 Pigeon
- TM03 Fossil
- TM04 Poppyseed
- TM05 Auburn X10/21
- TM06 Cumin
- TM07 Marble
- TM08 Cliff
- TM09 Tarragon X10/21
- TM10 Pesto
- TM11 Wave
- TM12 Niagara
- TM13 Tuscan
- TM14 Peppercorn X10/21

New Black

- 5J08 Jack
- 5J09 James
- 5J12 Harley

Stand In

- 5621 Sleet
- 5622 Lunar
- 5623 Cyclone
- 5624 Eclipse
- 5625 Powder
- 5626 Chardonnay
- 5627 Graham
- 5628 Sediment
- 5629 Allspice
- 5630 Apple
- 5631 Lava
- 5632 Cayenne
- 5633 Plantain
- 5634 Parsley
- 5635 Scallion
- 5636 Atlantis
- 5691 Orca
- 5740 Burlap
- 5741 Porter
- 5742 Tusk
- 5743 Putty
- 5744 Blueberry
- 5745 Chartreuse
- 5746 Mango
- 5747 Sedona
- 5748 Juniper
- 5749 Peanut

Grade 8

Billiard Multi-Use by

DesignTex

- 5H10 Bone X10/22
- 5H11 Poppy
- 5H12 Tangelo
- 5H13 Citrine/Citron
- 5H14 Avocado
- 5H15 Hunter X10/22
- 5H16 Indigo
- 5H17 Mallard
- 5H18 Teak
- 5H19 Cumulus
- 5H20 Pewter
- 5H21 Gunmetal
- 5H22 Ink
- 5H23 Rose Quartz
- 5H24 Sea Salt
- 5H25 Storm Cloud
- 5H26 Olive

Texel

- TM20 Angora
- TM21 Grist
- TM22 Galaxy
- TM23 Terracotta
- TM24 Nude X10/21
- TM25 Field
- TM26 Haze

Grade 9

Bo Peep

- 5G66 Pita X4/21
- 5G67 Bone
- 5G68 Safari X4/21
- 5G69 Brown Sugar X10/22
- 5G70 Chocolate
- 5G71 Candlelight X10/22
- 5G72 Honey Mustard
- 5G73 Marmalade
- 5G74 Picnic
- 5G75 Pinot
- 5G76 Bloom
- 5G77 Grapevine
- 5G78 Firefly
- 5G79 Artichoke
- 5G80 Serpent
- 5G81 Carolina
- 5G82 Blue Bonnet
- 5G83 Nautical
- 5G84 Gravel
- 5G85 Sharkskin
- 5G86 Kohl

Remix

- RE01 Rust
- RE02 Pumpkin
- RE03 Pebble
- RE04 Dark Chocolate
- RE05 Beige
- RE06 Linen Beige
- RE08 Concrete
- RE09 Sky Blue
- RE10 Blue Jean
- RE11 Ivy Green
- RE12 Primavera Yellow
- RE13 Night Blue

Silk

- 5L30 Butterscotch
- 5L31 Dijon
- 5L32 Seaweed
- 5L33 Boysenberry
- 5L34 Vermillion
- 5L35 Marina
- 5L36 Heather Blue
- 5L37 Blue Raspberry
- 5L38 Cauldron
- 5L39 Flaxen

X4/21 = Last order entry

April 18, 2021

X10/21 = Last order entry

October 17, 2021

X10/22 = Last order entry

October 16, 2022

E = Established

Customer's Own Material

Customer's Own Material

Coalesse is pleased to cooperate with COM/COL selections. Prior to order placement for exact yardage requirements, a sample cutting of actual COM/COL must be submitted to Coalesse for approval only, if fabric approval is not found in Coalesse fabric database. Identify the name and number of units on which the fabric/leather is to be applied. If COM has a repeat, the sample should be large enough to show the entire repeat. Coalesse will not accept nor use any painted leathers. A painted leather is described as any suede or leather which is not aniline dyed with the same color throughout the thickness of the hide.

Even after preliminary approval, Coalesse reserves the right to reject COM/COL if necessary when the quality is not satisfactory for the item it is intended to be used on. Once COM/COL is accepted, Coalesse assumes no responsibility for its overall appearance, flammability, normal durability, colorfastness, or any other quality, after upholstered on a Coalesse product.

Coalesse Standard to Buy Program

The Customer's Own Material (COM) Program offers the opportunity for customers to select fabrics that are not offered through the standard Coalesse surface materials program for use on our products. Through the COM program, Coalesse will test your materials for application on Coalesse products. Once approved, you can place your order. Coalesse will facilitate the entire ordering process and give you a production schedule. Coalesse will order the COM fabric directly from the textile manufacturer. For up-to-date information regarding fabric test results for all COM fabrics and details regarding yardage requirements for most Seating lines, visit the fabric database at www.coalesse.com.

Customers to Buy Scheduling Policy/COM/COL Policy

COM/COL must be received at manufacturing location no later than 20 working days prior to the order scheduled delivery date. If COM/COL is not received in this time frame, scheduling will move the order's delivery date out to the best available ship date. Customer Service will notify the dealer via e-mail of the order's new scheduled delivery date. Project size order shipment may be affected due to size of order. If the COM/COL is received and the COM/COL requires backing, scheduling will move order out to best available ship date. Backing charges will apply. If COM/COL is received defective or short yardage/sq. ft., the replacement COM/COL order must be received within three days to maintain scheduled delivery date on order. It is the responsibility of the dealer to advise Coalesse on what to do with defective materials. In addition, customers may request Coalesse to order for COM/COL materials.

Square Footage/Yardage Requirements

COM and COL price includes application of Customer's Own Material or Leather to frames. All COM and COL should be shipped freight prepaid to designated manufacturing location. Labels will be provided by your Customer Service representative to ensure clear textile identification.

Please have customers send COM/COL and add TAG: COM/COL.

COM and COL must be identified as follows to prevent order delays:

1. Name and address (should match purchase order)
2. Your furniture purchase order number/sales order
3. Style number to which fabric is to be applied
4. Supplier name and fabric name, number, and color

COL hides must be rolled for shipment to manufacturing location in a neat manner, avoiding creases and excessive roll marks. All leathers will be rejected if sent in a folded manner.

To determine COL square footage, see COL requirements for each product. Square footage requirements are based on an average hide size of 45-50 square feet of clean, usable leather. If the COL has a smaller average hide size, please consult Customer Service for quotation. Please note, leather is a natural product and all square footage requirements are estimations. The shape of the COL hides supplied and the usable, clean square footage may make it necessary for us to request more leather after COL is received.

Yardage requirements shown are based on 54" width plain material. If fabric design requires vertical/top out, Customer Service should be consulted for additional yards required. If fabric is under 54"W, refer to fabric database at www.coalesse.com.

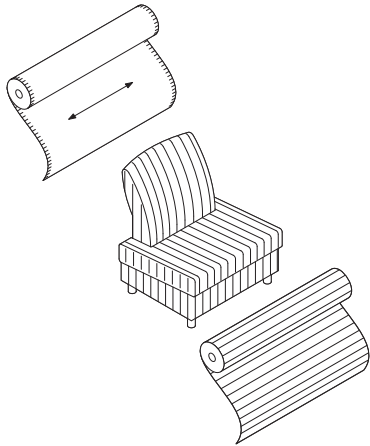
Excess COM/COL Policy

All excess COM/COL will be disposed of after order is completed unless prior arrangements have been made with Coalesse Customer Service. Fedex account number and address to ship to must be referenced. Excess WILL NOT be returned with shipment of furniture.

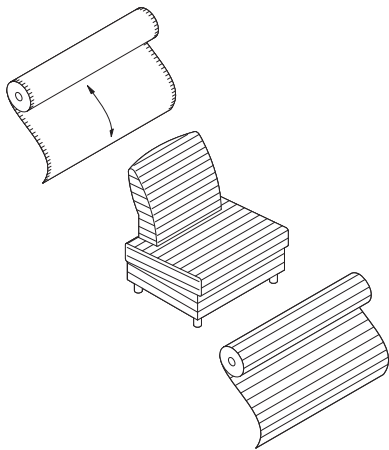
Customer's Own Material

Cutting Direction Guidelines

Cutting direction is based on the fabric width and the way the fabric is cut from the roll and applied to Coalesse products. There are two cutting directions: railroaded or horizontal.



Horizontal or railroaded (across roll, warp horizontal) means fabric is cut across the roll; selvages are on the top and bottom.



Vertical or top out (down roll, warp vertical) means fabric is cut in the same direction it is woven; selvages are on the left and right sides.

Flammability Information

California Technical Bulletin 133

Definition: California Technical Bulletin 133 (CAL 133) is a flammability test procedure for seating furniture specified in public occupancies. Specifications, test procedures and requirements pertaining to flammability regulations are changing rapidly. Coalesse will make every effort to keep our information and services pertaining to flammability specifications up-to-date.

Coalesse reserves the right to make deletions and additions and cannot guarantee fabric manufacturer materials nor its specifications will not change. A new evaluation will be necessary if materials are altered by manufacturer. This approval information on our website is subject to change without notice. Coalesse is not responsible for textile manufacturer's changes. Contact fabric manufacturer for availability.

For fabrics not pre-approved, please submit the fabric supplier name, fabric name, style number, content, weight, Coalesse product number, and fabric name to be applied to customer service at 1.800.627.6770 or fax to 888.413.5161. Our customer service representative will contact you within 48 hours of your request with information on the fabric's CAL 133 compliance. Actual fabric sample may be required. **If not approved, a burn test may be required at a fee. Contact Customer Service for a quote.**

UFAC – All upholstered seating is constructed to conform to UFAC (Upholstered Furniture Action Council) specifications. This is comparable to NFPA 260. All Coalesse fabrics and leathers meet UFAC specifications and NFPA 260 requirements.

California Bureau of Home Furnishings Technical Bulletin 117

– All Coalesse upholstered seating, fabrics, and leathers meet California Technical Bulletin 117. All products manufactured after May 1, 1993 have CAL 117 label attached.

California Bureau of Home Furnishings Technical Bulletin 133

– On March 1, 1992 Technical Bulletin 133 (TB 133), a fire test for seating furniture in public buildings, became law in California. On and after March 1, 1992 all seating furniture sold in California for use in the public buildings specified in the regulations, must be in compliance with the requirements of TB 133, and each product must be labeled stating that the furniture meets TB 133. If a building is fully sprinklered, compliance with TB 133 becomes discretionary, however, even in sprinklered buildings all furniture must meet the minimum fire standards of the bureau's Technical Bulletin 117.

California Technical Bulletin 133 requires special construction procedures and is based on fabric and product design. For applicable CAL 133 upcharge, refer to up-charge, refer to individual product pages in the specification guide or the fabric database at www.coalesse.com.

Pre-Approved Fabrics – www.coalesse.com
If a model or fabric is not listed, consult Customer Service for details at 800.627.6770.

***Note** – California Technical Bulletin 133 is a unit test and requires specific product testing of unit for certification. If certification is required the test of a unit constructed exactly as the unit(s) to be specified in the installation, the cost of the test unit plus the cost of testing (\$500 U.S. net per test) must be added to obtain certification. Coalesse is not responsible for any charges for COM/COL purchased prior to evaluation if unit fails. Textile and unit cannot be returned.

Please consult Customer Service at 1.800.627.6770 or Fax 888.413.5161 for suggested fabrics/leathers, upcharges and minimums required for meeting California Technical Bulletin 133.

General Information – Specifications, test procedures and requirements pertaining to flammability regulations are changing rapidly. Coalesse will make every effort to keep our information and services pertaining to flame specifications up-to-date. However, we do reserve the right to alter the products, fabrics/leathers or upcharges associated with any of the above or any other flame specifications.

When COM or COL is specified for use on Coalesse seating that is to meet the New York Port Authority Code, the COM or COL must be treated to meet this code prior to receipt by Coalesse. Coalesse is not responsible for the flammability treatment or certification of any COM or COL. All upcharges indicated are to be added to list prices.
► See specific product pages in the Coalesse Specification Guides for CAL 133 approval, option, and pricing.

Flammability Information

Fabric Matrix Steelcase Standard Fabrics

Note: Coalesse reserves the right to reject fabrics when necessary if the quality or construction is not satisfactory for intended use. For most up to date information on fabric usage please check the fabric database on www.coalesse.com.

Legend

- = Not available
- = Available
- ▶ See specification pages in the *Coalesse Specification Guides* for details.

	Steelcase Fabrics														
	Cogent: Connect Grade 06	Foundation Grade 06	Jacks Grade 06	Link Grade 06	Nitelights Grade 06	Spyder Grade 06	Cogent: Trails Grade 07	Imperma Grade 07	New Black Grade 07	Stand In Grade 07	Billiard Multi-Use by Designtex Grade 08	Texel Grade 08	Bo Peep Grade 9	Remix Grade 09	Silk Grade 09
Airport Lounge Chair CH401	•	•	•	•	•	•	•	•	•	•	•	•	•	•	•
Await	•	■	■	■	■	■	■	■	■	■	■	■	■	■	■
Bindu	■	■	■	■	■	■	■	■	■	■	■	■	■	■	•
Bix Cushions	■	■	■	■	■	■	■	■	■	■	■	■	■	■	■
Bix Screen	■	•	■	■	•	■	■	■	■	■	■	■	■	■	■
Bob	■	■	■	■	■	■	■	■	■	■	■	■	■	■	■
Capa	■	■	■	■	■	■	■	■	■	■	■	■	■	■	■
Chord	■	■	■	■	■	■	■	■	■	■	■	■	■	■	■
Circa	•	■	■	■	■	■	■	■	■	■	■	■	■	■	■
Coupe	■	■	■	■	■	■	■	■	■	■	■	■	■	■	■
Davos	■	■	■	■	■	■	■	■	■	■	■	■	■	■	■
Elbow Chair CH20	•	•	•	•	•	•	•	•	•	•	•	•	•	•	•
EMU Outdoor Cushion	•	•	•	•	•	•	•	•	•	•	•	•	•	•	•
EMU Indoor Cushion	■	■	■	■	■	■	■	■	■	■	■	■	■	■	•
EMU Terramare	•	•	•	•	•	•	•	•	•	•	•	•	•	•	•
Enea	■	■	■	■	■	■	■	■	■	■	■	■	■	■	•
Enea Lottus	■	■	■	■	■	■	■	■	■	■	■	■	■	■	•
Enea Altzo943	■	■	■	■	■	■	■	■	■	■	■	■	■	■	•
Exponents, Benches	■	■	■	■	■	■	■	■	■	■	■	■	■	■	■
Hosu	■	•	■	■	■	■	■	■	■	■	■	■	■	■	■
Joel	■	■	■	■	■	■	■	■	■	■	■	■	■	■	■
Kathryn	■	■	■	■	■	■	■	■	■	■	■	■	■	■	■
Ladderback Lounge Chair CH44	•	•	•	•	•	•	•	•	•	•	•	•	•	•	•
Last Minute	■	■	■	■	■	■	■	■	■	■	■	■	■	■	•
Lounge Seating CH100 Series	•	•	•	•	•	•	•	•	•	•	•	•	•	•	•
Marien152	■	■	■	■	■	■	■	■	■	■	■	■	■	■	■
Millbrae Contract	■	■	■	■	■	■	■	■	■	■	■	■	■	■	■
Millbrae Lifestyle	•	■	■	■	■	■	■	■	■	■	■	■	■	■	■
Oculus Lounge Chair CH468	•	•	•	•	•	•	•	•	•	•	•	•	•	•	•
Shell Lounge Chair CH07	•	•	•	•	•	•	•	•	•	•	•	•	•	•	•
Wishbone Chair CH24	•	•	•	•	•	•	•	•	•	•	•	•	•	•	•
CH88 Chair	•	•	•	•	•	•	•	•	•	•	•	•	•	•	•

▶ Continued on next page

The above Steelcase fabrics are available as standard without a backer on select Coalesse product lines. For those product lines that are noted as unavailable, it may be specifiable with a backer as a Graded-In fabric. Additional Steelcase fabrics are available through the Graded-In program. Please consult the Coalesse Fabric Database for availability.

Disclaimer: Coalesse is pleased to provide this information. However, even after preliminary approval, Coalesse reserves the right to reject fabrics/leathers when necessary if the quality or construction is not satisfactory for the item it is intended for use on. Coalesse reserves the right to evaluate data daily and make any necessary changes or improvements to the information provided. Textile recommendations do not imply a warranty for the textiles. The textile manufacturer provides all warranties for textiles. All trademarks and trade names are the property of the different manufacturers. All pricing quotes for product should be obtained from your local Sales Representative or a Coalesse Customer Service Representative. Recommendations such as backing and CAL 133 will require additional cost and may require additional lead-time. All specifications are subject to change without notice.

Fabric Matrix Steelcase Standard Fabrics

Note: Coalesse reserves the right to reject fabrics when necessary if the quality or construction is not satisfactory for intended use. For most up to date information on fabric usage please check the fabric database on www.coalesse.com.

▶ Continued from previous page

Legend

- = Not available
- = Available
- ▶ See specification pages in the *Coalesse Specification Guides* for details.

	Steelcase Fabrics														
	Cogent: Connect Grade 06	Foundation Grade 06	Jacks Grade 06	Link Grade 06	Nitelights Grade 06	Spyder Grade 06	Cogent: Trails Grade 07	Imperma Grade 07	New Black Grade 07	Stand In Grade 07	Billiard Multi-Use by DesignTex Grade 08	Texel Grade 08	Bo Peep Grade 09	Remix Grade 09	Silk Grade 09
Lagunitas Cushion	■	■	■	■	■	■	■	■	■	■	■	■	■	■	■
Lox	•	■	■	■	■	■	■	■	■	■	■	■	■	■	•
Massaud Lounge	■	■	■	■	■	■	■	■	■	■	■	■	■	■	■
Massaud Conference	■	■	■	■	■	■	■	■	■	■	■	■	■	■	■
Montara650	■	■	■	■	■	■	■	■	■	■	■	■	■	■	•
Passerelle	■	■	■	■	■	■	■	■	■	■	■	■	■	■	■
Ripple	•	■	■	■	■	■	■	■	■	■	■	■	■	■	■
Sidewalk	■	■	■	■	■	■	■	■	■	■	■	■	■	■	■
Sistema Lounge System	•	■	■	■	■	■	■	■	■	■	■	■	■	■	•
SW_1	■	■	■	■	■	■	•	■	■	•	■	■	■	■	•
Swathmore	■	■	■	■	■	■	■	■	■	■	■	■	■	■	■
Swathmore Grande	■	■	■	■	■	■	■	■	■	■	■	■	■	■	■
Switch	■	■	■	■	■	■	■	■	■	■	■	■	■	■	■
Thoughtful	■	■	■	■	■	■	■	■	■	■	■	■	■	■	■
Together	■	■	■	■	■	■	■	■	■	■	■	■	■	■	■
Topo Lounge	■	■	■	■	■	■	■	■	■	■	■	■	■	■	■
Topo Mobile Lounge	■	■	■	■	■	■	■	■	■	■	■	■	■	■	■
Visalia	■	■	■	■	■	■	■	■	■	■	■	■	■	■	■
Wing Lounge Chair CH445	•	•	•	•	•	•	•	•	•	•	•	•	•	•	•
Wrapp	•	■	■	■	■	■	■	■	■	■	■	■	■	■	•

The above Steelcase fabrics are available as standard without a backer on select Coalesse product lines. For those product lines that are noted as unavailable, it may be specifiable with a backer as a Graded-In fabric. Additional Steelcase fabrics are available through the Graded-In program. Please consult the Coalesse Fabric Database for availability.


Disclaimer: Coalesse is pleased to provide this information. However, even after preliminary approval, Coalesse reserves the right to reject fabrics/leathers when necessary if the quality or construction is not satisfactory for the item it is intended for use on. Coalesse reserves the right to evaluate data daily and make any necessary changes or improvements to the information provided. Textile recommendations do not imply a warranty for the textiles. The textile manufacturer provides all warranties for textiles. All trademarks and trade names are the property of the different manufacturers. All pricing quotes for product should be obtained from your local Sales Representative or a Coalesse Customer Service Representative. Recommendations such as backing and CAL 133 will require additional cost and may require additional lead-time. All specifications are subject to change without notice.

Upholstery Palette Coalesse Knit


Note: Coalesse reserves the right to reject fabrics when necessary if the quality or construction is not satisfactory for intended use. For most up to date information on fabric usage please check the fabric database on www.coalesse.com.

Grade 1


SW_1



Sand 5KG0 Silver 5KG1 Black 5KG3 Ivory 5KG4 Coal 5KG5 Fire 5KG6 Pewter 5KG9 Ice 5KH0



Currant 5KH1 Ocean 5KH2 Silver Grey 5KH3 Olive 5KH4 Blue Ink 5KH5 Blue Bird 5KH6 Blush 5KH7 Goldenrod 5KH8



Leaf 5KH9

Lagunitas Focus Nook and Lounge System



Sand 5K50 Silver 5K51 Pewter 5K52 Black 5K54 Ivory 5K58 Coal 5K59 Silver Grey 5K70

Upholstery Palette Coalesse Knit


Note: Coalesse reserves the right to reject fabrics when necessary if the quality or construction is not satisfactory for intended use. For most up to date information on fabric usage please check the fabric database on www.coalesse.com.

Grade 2


Lagunitas Focus Nook and Lounge System



Fire
5K55



Ice
5K60




Ocean
5K61




Leaf
5K63




Currant
5K67




Olive
5K71



Blue Ink
5K72



Blue Bird
5K73



Blush
5K74




Goldenrod
5K75

Upholstery Palette Coalesse Fabric

Note: Coalesse reserves the right to reject fabrics when necessary if the quality or construction is not satisfactory for intended use. For most up to date information on fabric usage please check the fabric database on www.coalesse.com.

Grade 6

EMU Decorative – For outdoor use on EMU products only



White
DE01

Brown
DE02

Dark Grey
DE03

Light Grey
DE04

Hibiscus
DE05

Turquoise
DE06

Pinstripe
DE07

EMU Outdura – For outdoor use on EMU products only



Natural White
5G30

Kona
5G31

Sandstone
5G32

Cadet Grey
5G33

Stone
5G34

China Red
5G35

Cardinal Red
5G36

Solid Aquamarine
5G37




Canary
5G38

Pesto
5G39

Island Blue
5G41

EMU-Tex – For outdoor use on EMU products only



Light Grey
5G94

Grey/Black
5G95

Sand
5G96

Rust
5G97

Upholstery Palette Coalesse Fabric

Note: Coalesse reserves the right to reject fabrics when necessary if the quality or construction is not satisfactory for intended use. For most up to date information on fabric usage please check the fabric database on www.coalesse.com.

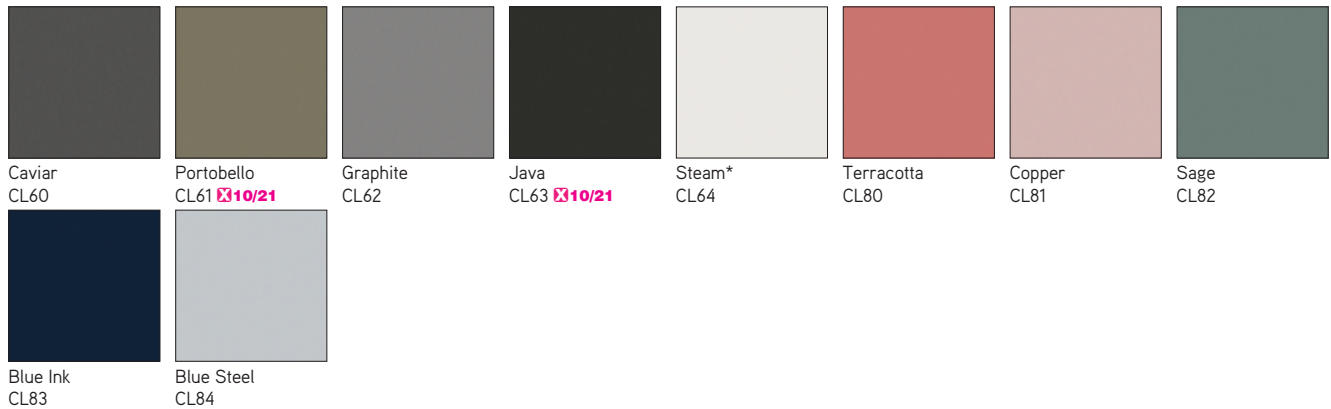
Grade 10

Hexa – For use on Hosu products only



Grade 11

Fusion – For use on Hosu lounge, Massaud work lounge, Massaud conference seating, and Lagunitas personal table only



*Steam is not available on Hosu.

✖10/21 = Last order entry
October 17, 2021

Upholstery Palette Coalesse Stitching

Note: Coalesse reserves the right to reject fabrics when necessary if the quality or construction is not satisfactory for intended use. For most up to date information on fabric usage please check the fabric database on www.coalesse.com.

Stitching (Holy Day Tables)



White
L941
(Matches L151)



Ebony
L900
(Matches L112)



Mica
L904
(Matches L114)



Espresso
L923
(Matches L133)



Saffron
L939



Garnet
L930
(Matches L140)



Scarlet
L925
(Matches L135)



Rosetta
L919



Sky Blue
L910

Tip: All products, other than Holy Day traditional thread color, will closest match to the surface material.

Upholstery Palette Steelcase Fabric

Grade 6

Cogent: Connect




Foundation



10/22 = Last order entry
October 16, 2022

Upholstery Palette Steelcase Fabric *continued*

Jacks



Taupé
5B61



Camel
5B62



Pewter
5B64




Midnight
5B70

Links



Burgundy
5A20



Green **E**
5A23




Blue
5A24




Navy
5A25




Purple
5A26



Black
5A27



Ocean **E**
5A28



Chamois **E**
5A30

Nitelights



Moss
5F63



Stone
5F66



Moon
5F67

E = Established

Upholstery Palette Steelcase Fabric

Spyder




Foggy Night **10/21**
5B01

Grade 7

Cogent: Trails




Bronzite
5S29



Agate
5S85



Lapis **E**
5S86



Quartz
5S88



Tiger Eye
5S90



Topaz
5S92

Imperma



Toffee
TM01



Pigeon
TM02



Fossil
TM03



Poppyseed
TM04



Auburn **10/21**
TM05



Cumin
TM06



Marble
TM07



Cliff
TM08



Tarragon **10/21**
TM09



Pesto
TM10



Wave
TM11



Niagara
TM12



Tuscan
TM13



Peppercorn **10/21**
TM14

E = Established

10/21 = Last order entry
October 17, 2021

Upholstery Palette Steelcase Fabric *continued*

New Black




Jack
5J08

James
5J09

Harley
5J12

Stand In



Sleet
5621

Lunar
5622

Cyclone
5623

Eclipse
5624

Powder
5625

Chardonnay
5626

Graham
5627

Sediment
5628



Allspice
5629

Apple
5630

Lava
5631

Cayenne
5632

Plantain
5633

Parsley
5634

Scallion
5635

Atlantis
5636



Orca
5691

Burlap
5740

Porter
5741

Tusk
5742

Putty
5743

Blueberry
5744

Chartreuse
5745

Mango
5746



Sedona
5747


Juniper
5748

Peanut
5749

Upholstery Palette Steelcase Fabric

Grade 8

Billiard Multi-Use by Designtex



Bone **❌10/22**
5H10

Poppy
5H11

Tangelo
5H12

Citrine/Citron
5H13

Avocado
5H14

Hunter **❌10/22**
5H15

Indigo
5H16

Mallard
5H17



Teak
5H18

Cumulus
5H19

Pewter
5H20

Gunmetal
5H21

Ink
5H22

Rose Quartz
5H23

Sea Salt
5H24

Storm Cloud
5H25



Olivine
5H26

Texel



Angora
TM20

Grist
TM21

Galaxy
TM22

Terracotta
TM23

Nude **❌10/21**
TM24

Field
TM25

Haze
TM26

❌10/21 = Last order entry
October 17, 2021

❌10/22 = Last order entry
October 16, 2022













Upholstery Palette Steelcase Fabric *continued*

Grade 9

Bo Peep

							
Pita 3/4/21 5G66	Bone 5G67	Safari 3/4/21 5G68	Brown Sugar 3/10/22 5G69	Chocolate 5G70	Candlelight 3/10/22 5G71	Honey Mustard 5G72	Marmalade 5G73
							
Picnic 5G74	Pinot 5G75	Bloom 5G76	Grapevine 5G77	Firefly 5G78	Artichoke 5G79	Serpent 5G80	Carolina 5G81
							
Blue Bonnet 5G82	Nautical 5G83	Gravel 5G84	Sharkskin 5G85	Kohl 5G86			

Remix

							
Rust RE01	Pumpkin RE02	Pebble RE03	Dark Chocolate RE04	Beige RE05	Linen Beige RE06	Concrete RE08	Sky Blue RE09
							
Blue Jean RE10	Ivy Green RE11	Primavera Yellow RE12	Night Blue RE13				

3/4/21 = Last order entry
April 18, 2021
3/10/22 = Last order entry
October 16, 2022

Upholstery Palette Steelcase Fabric

Silk



Butterscotch
5L30



Dijon
5L31



Seaweed
5L32



Boysenberry
5L33



Vermillion
5L34



Marina
5L35



Heather Blue
5L36



Blue Raspberry
5L37



Cauldron
5L38



Flaxen
5L39

Leather/Faux

Leather

Elmosoft and Elmorustical Leather Care

Only the finest hides are used for Elmo leather. Expect some color variations from hide to hide due to the aniline state of the product. Color fading may occur if leather is exposed to direct or intense light. Care is required to allow this product to achieve the rich natural patina that beautiful natural leather develops. The hallmarks of this leather include some naturally occurring markings, such as healed scars, insect bites, stretch marks, and fat wrinkles. Elmorustical's leather treatment is very natural with little protection from spills or body oils. This rich leather will exhibit stains and oils through normal use. Coalesse is not responsible for discoloration, spotting, or staining on this leather.

Special Color Match Leather

Coalesse can provide a special color match in its leather to any supplier's leather color, paint color, carpet color, wall-paper color, etc. Sample to match must be submitted to Coalesse with purchase order. Sample for approval can be supplied if requested.

Note: Minimum order 2,500 sq. ft.

Special Fabric Applications*

Backing*

• Backing information is found on each product page in the Coalesse Specification Guides. Select this option when ordering your product to have backing applied. Price varies by product according to yardage it requires.

*Prices subject to change without notice and an additional two week lead time will apply for 54" wide fabrics. Wider fabrics will require four weeks additional lead time.

Elmo Leather

Coalesse uses leathers that are provided by Elmo of Sweden. Elmosoft is a full grain, aniline dyed, semi-aniline finish. With Elmosoft leather, now recyclable and chromium-free, you have the opportunity to bid on green projects when requested. Elmosoft leathers are never corrected, buffed, or altered in any way. Coalesse purchases only original full grain leathers. The quality of this genuine leather can be felt in the hand immediately. Other leathers are often stiff because of the amount of pigment needed to cover the imperfections of an inferior hide. Using leather of a low quality affects the overall quality of the furniture it is upholstered on. You can feel confident in leather purchased from Coalesse.

Elmosoft

Grade C

Elmosoft

- L110 Maritime Blue
- L111 Midnight Blue
- L112 Ebony
- L113 Gunmetal
- L114 Mica
- L115 Dove Grey
- L116 Plum Pleasure
- L122 Truffle
- L128 Red Birch
- L133 Espresso
- L134 Ruby
- L135 Scarlet
- L138 Bourbon
- L139 Cinder
- L140 Garnet
- L143 Pecan
- L144 Chamois
- L146 Russet
- L147 Saddle
- L151 White
- L709 Sugar
- L711 Parchment
- L717 Cameo
- L723 Storm
- L730 Hunter
- L743 Forest Green
- L747 Cigar
- L749 Beaver
- L750 Bluffstone
- L752 Oxblood
- L755 Peanut Butter
- L758 Mustard
- L762 Canvas
- L763 Macadamia
- L768 Tropical
- L769 Mauve
- L770 Cadet
- L772 Timberwolf
- L773 Chalice
- L774 Oil
- L775 Coyote

Elmorustical and Elmotique Leather

Elmorustical and Elmotique are a full-top grain, aniline dyed leather.

Elmorustical has a grain which varies in structure and offers outstanding comfort. It is an aniline leather with all the distinct features of the natural hide.

Elmotique is a thinner aniline leather with a batique-effect and displays all the features possessed by the original hide.

Only the finest hides are used for Elmorustical and Elmotique leathers. Expect some color variations from hide to hide due to the aniline state of the product. Color fading may occur if leather is exposed to direct or intense light. Care is required to allow this product to achieve the rich natural patina that beautiful leather develops. The hallmarks of this leather include some naturally occurring markings such as healed scars, insect bites, stretch marks, and fat wrinkles. Elmorustical and Elmotique's leather treatment is very natural with little protection from spills or body oils. This rich leather will exhibit stains and oils through normal use. Coalesse is not responsible for discoloration, spotting, or staining on this leather.

Grade E

Elmorustical

- L318 Loam
- L319 Ebony
- L321 Beige
- L323 Buff
- L325 Camel
- L326 Charbrown
- L330 Flame
- L332 Honey
- L334 Mist Green
- L337 Russet
- L338 Rust
- L363 Tendril
- L364 Fog
- L365 Sunflower
- L366 Terra Cotta
- L367 Cadet
- L368 Marine
- L369 Mallard
- L370 Smoke
- L371 Merlot
- LD54 Twilight

Elmotique

- L311 Flaxen
- L312 Earth
- L313 Clay
- L314 Blue Mountain
- L315 Juniper

Saddle Leather

Applies to: saddle stitch color options for Holy Day leather table (only)

- L925 Scarlet (matches L135)
- L910 Sky Blue
- L919 Rosetta
- L941 White (matches L151)
- L904 Mica (matches L114)
- L939 Saffron
- L930 Garnet (matches L140)
- L923 Espresso (matches L133)
- L900 Ebony (matches L112)

Carl Hansen

Loke Leather

- 5072 Loke 7210
- 5073 Loke 7050
- 5074 Loke 7270
- 5075 Loke 7170
- 5076 Loke 7150
- 5077 Loke 7160
- 507C Loke 7060
- 507D Loke 7100
- 507E Loke 7110
- 507F Loke 7140
- 507G Loke 7240
- 507H Loke 7310
- 507J Loke 7732
- 507K Loke 7744
- 507L Loke 7748
- 507M Loke 7763
- 507N Loke 7766

Thor Leather

- 5394 Thor 300
- 5395 Thor 307
- 5396 Thor 306
- 5398 Thor 301
- 5399 Thor 390
- 539A Thor 325
- 539C Thor 332
- 539E Thor 359
- 539F Thor 310
- 539G Thor 350
- 539H Thor 377

SIF Leather

- 507P SIF 91
- 507Q SIF 95
- 507R SIF 93
- 507T SIF 90
- 507U SIF 98
- 507Y SIF 92

Cowhides

- 507W SIF Brown/White
- 508D SIF Black/White

EMU Terramare

EMU Eco-Leather

- EC01 White
- EC02 Brown
- EC03 Grey/Green
- EC04 Black

Leather/Faux

Faux Leather

Coalesse offers a variety of faux leathers. Not all faux leathers are available on all products, check seating matrix on 28 to determine availability.

Grade 10

Brisa

- BR01 Black Onyx
- BR04 Truffle
- BR06 Ash
- BR07 Sage
- BR08 Celery
- BR09 Sterling Blue
- BR10 Night Navy
- BR11 Cambridge Blue
- BR12 Abyss
- BR14 Pompeia
- BR16 Cinnabar
- BR18 New Sand
- BR20 White
- BR21 Moccasin
- BR22 Buckskin
- BR24 Mineral
- BR25 Skyway
- BR26 Iron
- BR27 Stormy
- BR28 Esmeralda
- BR29 Seaweed
- BR30 Bone
- BR31 Caramel
- BR32 Bridle
- BR33 Moon

Grade 11

Destiny

- DY01 Black
- DY02 Raisin
- DY03 Blueberry
- DY04 Chestnut
- DY05 Cedar
- DY06 Black Rose
- DY07 Wine
- DY08 Patine
- DY09 Dune
- DY10 Truffle
- DY11 Oak
- DY12 Newport
- DY13 Evergreen
- DY14 Storm
- DY15 Juniper
- DY16 Olive
- DY17 Mocha
- DY18 Ash
- DY21 Butter
- DY23 Deep Red
- DY24 Eggshell
- DY26 Parchment
- DY27 Periwinkle
- DY30 Royal Purple
- DY31 Saddle
- DY32 Cactus Green
- DY33 Cypress
- DY34 Mink
- DY35 Football
- DY36 Root

Finesse

- AM00 White Cloud
- AM01 Gelato
- AM02 Winter White
- AM04 Mushroom
- AM06 Charbrown
- AM08 Iceberg
- AM09 Gravel
- AM10 Colonial Blue
- AM24 Rye
- AM25 Barley
- AM26 Stucco
- AM27 Beaver
- AM28 Otter
- AM65 Bordeaux
- AM66 Navy
- AM67 Cinder
- AM80 Cameo
- AM81 Oyster Grey
- AM83 Taupe
- AM85 Chestnut
- AM87 Indigo
- AM88 Bone
- AM89 Jet Black
- AM92 Burgundy
- AM93 Hunter Green
- AM98 Oxford Brown

Ovation

- O500 Dark Brown
- O501 Light Grey
- O502 Sage
- O503 Indigo
- O504 Lilac
- O505 Terra
- O506 Moss
- O507 Teal
- O508 Stone
- O509 Cappuccino

Panache

- P800 Ebony
- P801 Cactus
- P802 Sherwood
- P803 Teal Blue
- P804 Sweet Sage
- P805 Coffee
- P806 True Taupe
- P807 Cashew
- P808 Acorn
- P809 Redwood
- P810 Exotic Orchid
- P811 Maize
- P812 Chartreuse
- P813 Regal Blue

Prestige

- AFA1 Onyx
- AFB2 Soft White
- AFC3 Saxe Blue
- AFD3 Buff
- AFDG Antique White
- AFE1 Sandstone
- AFH1 Pecan
- AFH2 Buttercreme
- AFI1 Havana
- AFI2 Brick
- AFL8 French Grey
- AFP1 Willow
- AFP2 Boxwood Green
- AFPA Tree Moss
- AFPC Celadon
- AFS3 Wild Plum

Grade 12

Elegance

- EL01 Ivory
- EL02 Cream
- EL03 Char
- EL04 Saddle
- EL05 Dune
- EL06 Camel
- EL07 Sage
- EL08 Gray
- EL09 Walnut
- EL10 Burgundy
- EL11 Green
- EL12 Navy
- EL13 Black

Grade 13

Destiny Perforated

- DP01 Black
- DP02 Raisin
- DP03 Blueberry
- DP04 Chestnut
- DP05 Cedar
- DP06 Black Rose
- DP07 Wine
- DP08 Patine
- DP09 Dune
- DP10 Truffle
- DP11 Oak
- DP12 Newport
- DP13 Evergreen
- DP14 Storm
- DP15 Juniper
- DP16 Olive
- DP17 Mocha
- DP21 Butter
- DP23 Deep Red
- DP24 Eggshell
- DP26 Parchment
- DP27 Periwinkle
- DP30 Royal Purple
- DP31 Saddle
- DP32 Cactus Green
- DP33 Cypress
- DP34 Mink
- DP35 Football
- DP36 Root

Finesse Perforated

- AP00 White Cloud
- AP01 Gelato
- AP02 Winter White
- AP04 Mushroom
- AP06 Charbrown
- AP08 Iceberg
- AP09 Gravel
- AP10 Colonial Blue
- AP24 Rye
- AP25 Barley
- AP26 Stucco
- AP27 Beaver
- AP28 Otter
- AP65 Bordeaux
- AP66 Navy
- AP67 Cinder
- AP80 Cameo
- AP81 Oyster Grey
- AP83 Taupe
- AP85 Chestnut
- AP87 Indigo
- AP88 Bone
- AP89 Jet Black
- AP92 Burgundy
- AP93 Hunter Green
- AP98 Oxford Brown

Panache Perforated

- PR00 Ebony
- PR01 Cactus
- PR02 Sherwood
- PR03 Teal Blue
- PR04 Sweet Sage
- PR05 Coffee
- PR06 True Taupe
- PR07 Cashew
- PR08 Acorn
- PR09 Redwood
- PR10 Exotic Orchid
- PR11 Maize
- PR12 Chartreuse
- PR13 Regal Blue

Prestige Perforated

- APA1 Onyx
- APB2 Soft White
- APC3 Saxe Blue
- APD3 Buff
- APDG Antique White
- APE1 Sandstone
- APH1 Pecan
- APH2 Buttercream
- API1 Havana
- API2 Brick
- APL8 French Grey
- APP1 Willow
- APP2 Boxwood Green
- APPA Tree Moss
- APPC Celadon
- APS3 Wild Plum

Cut Yardage Net Price List

FABRIC NAME	Under 60 Yards	60 Yards & Over	
Elegance®	\$93.00/yd.	\$87.00/yd.	
Finesse®	\$56.00/yd.	\$55.00/yd.	
Finesse® Perforated (min. 5 yds)	\$68.00/yd.	\$67.00/yd.	
Prestige®	\$61.00/yd.	\$58.00/yd.	
Prestige® Perforated (min. 5 yds)	\$73.00/yd.	\$70.00/yd.	
Destiny®	\$62.00/yd.	\$60.00/yd.	
Destiny® Perforated (min. 5 yds)	\$74.00/yd.	\$71.00/yd.	
Ovation	\$62.00/yd.	\$58.00/yd.	
Panache	\$62.00/yd.	\$60.00/yd.	
LEATHER NAME	Under 500 sq. ft.	500-1000 sq. ft.	Over 1000 sq. ft.
Elmosoft	\$9.00/sq. ft.	\$8.00/sq. ft.	\$7.50/sq. ft.
Elmorustical*	\$11.00/sq. ft.	\$9.00/sq. ft.	\$8.50/sq. ft.

*See page 24 for Elmorustical Leather care.

ORDERING INFORMATION

- Minimum Order Requirements
- Fabric: 1 yd. - 1/8 yd. increments.
- Leather: 1 full hide (avg. sq. ft./hide - 50).
- All orders will be filled in full hides only.
- Overage will be invoiced accordingly.
- Cancelled textile orders are subject to a 30% restocking fee. Order must be cancelled 5 days before ship date.
- Special match leather: 2,500 sq. ft. minimum (Check delivery date)
- The embossing techniques used on Novasuede Perforated, to achieve these looks involve very high temperatures. Color and shade may vary slightly based on the fiber density being embossed.

Due to the natural processes of dying, sanding and embossing necessary to achieve these special looks, actual production may vary slightly in appearance from the swatches shown.

COALESSE TEXTILE WARRANTY

Coalesse textile merchandise is produced in accordance with Coalesse high standards. Coalesse does not guarantee, warrant or accept any responsibility whatsoever by reason of its fabrics or leathers fading, wearing, cracking, shrinking, stretching, tearing, seam slippage, alteration in color due to any finish treatment (flameproofing, stain repellent, etc.) or discoloration from liquid contact. Printed textiles are not warranted against irregularity in register. Coalesse is not responsible for dye lot differences or discrepancies in widths of fabrics. Coalesse does not guarantee, warrant or represent an exact color match to cuttings, tabs, memos or sample cards. Coalesse does not warrant exact matching of color or grain of leather. Leather hides may contain certain natural marks, scars, scratches, wrinkles and shade variations within hides, etc., considered by leather tanneries and Coalesse to be inherent characteristics part of the natural beauty of leather and the size or location of such markings cannot be controlled. In any event, upon inspection, Coalesse's responsibility shall be limited to either replacement of merchandise or refund of purchase price at Coalesse's option. The foregoing constitutes the sole and exclusive remedy of the customer. Coalesse is not responsible for the application or installation of our products. In no event shall Coalesse be responsible for any consequential damages or any charges, costs, expenses, or obligations other than as expressly herein set forth. Coalesse makes no other warranties, expressed or implied, as to any product sold by Coalesse. All other warranties (including any warranty of merchantability or fitness for any particular purpose) are hereby excluded.



For Canadian Pricing
Multiply U.S. Price by the
Canadian price factor.
▶ See page 1 for details.

Cut Yardage Net Price List

Leather and Faux Leather Matrix

Note: Coalesse reserves the right to reject fabrics when necessary if the quality or construction is not satisfactory for intended use. For most up to date information on fabric usage please check the fabric database on www.coalesse.com.

Legend	Elimosoft Grade C	Elmotique Grade E	Elmorustical Grade E	EMU Eco-Leather	Loke Leather	Brisa Grade 10	Destiny Grade 11	Destiny Perforated Grade 13	Prestige Grade 11	Prestige Perforated Grade 13	Finesse Grade 11	Finesse Perforated Grade 13	Elegance Grade 12	Panache Grade 11	Panache Perforated Grade 13	Ovation Grade 11	Thor Leather	SIF Leather	
Airport Lounge Chair CH401	•	•	•	•	■	•	•	•	•	•	•	•	•	•	•	•	•	■	■
Await	■	•	■	•	•	■	■	■	■	■	■	■	■	■	■	■	■	•	•
Bindu	■	•	■	•	•	■	■	■	■	■	■	■	■	■	■	■	■	•	•
Bix	■	•	■	•	•	■	■	•	■	•	■	•	■	■	■	■	■	•	•
Bob	■	•	■	•	•	■	■	•	■	•	■	•	■	■	■	■	■	•	•
Capa	■	•	■	•	•	■	■	■	■	■	■	■	■	■	■	■	■	•	•
CH100 Series Lounge Seating	•	•	•	•	■	•	•	•	•	•	•	•	•	•	•	•	•	■	■
CH88 Chair	•	•	•	•	■	•	•	•	•	•	•	•	•	•	•	•	•	■	■
Chord	■	•	■	•	•	■	■	■	■	■	■	■	■	■	■	■	■	•	•
Circa	■	•	■	•	•	■	■	■	■	■	■	■	■	■	■	■	■	•	•
Coupe	■	•	■	•	•	■	■	■	■	■	■	■	■	■	■	■	■	•	•
Davos	■	•	■	•	•	■	■	•	■	•	■	•	■	■	■	■	■	•	•
Elbow Chair CH20	•	•	•	•	■	•	•	•	•	•	•	•	•	•	•	•	•	■	■
EMU Indoor Cushion	■	■	■	•	•	■	■	■	■	■	■	■	■	■	■	■	■	•	•
EMU Terramare	•	•	•	■	•	•	•	•	•	•	•	•	•	•	•	•	•	•	•
Enea	■	•	■	•	•	■	■	■	■	■	■	■	■	■	■	■	■	•	•
Enea Lottus	■	■	■	•	•	■	■	•	■	•	■	•	■	■	■	■	■	•	•
Enea Café Wood Stool	■	■	■	•	•	■	■	■	■	■	■	■	■	■	■	■	■	•	•
Enea Altzo943	■	■	■	•	•	■	■	•	■	•	■	•	■	■	■	■	■	•	•
Exponents (Benches)	■	•	■	•	•	■	■	•	■	•	■	•	■	■	■	■	■	•	•
Holy Day	■	•	■	•	•	■	■	•	■	•	■	•	■	■	■	■	■	•	•
Joel	■	•	■	•	•	■	■	•	■	•	■	•	■	■	■	■	■	•	•
Kathryn	■	■	■	•	•	■	■	■	■	■	■	■	■	■	■	■	■	•	•
Ladderback Lounge Chair CH44	•	•	•	•	■	•	•	•	•	•	•	•	•	•	•	•	•	■	■
Lagunitas	■	•	■	•	•	■	■	■	■	■	■	■	■	■	■	■	■	•	•
Last Minute	■	•	■	•	•	■	■	•	■	•	■	•	■	■	■	■	■	•	•
Lox	■	■	■	•	•	■	■	•	■	•	■	•	■	■	■	■	■	•	•
Marien152	■	•	■	•	•	■	■	■	■	■	■	■	■	■	■	■	■	•	•
Massaud	■	•	■	•	•	•	•	■	■	■	■	■	■	■	■	■	■	•	•
Millbrae Contract	■	•	■	•	•	■	■	■	■	■	■	■	■	■	■	■	■	•	•
Millbrae Lifestyle	■	■	■	•	•	■	■	■	■	■	■	■	■	■	■	■	■	•	•
Montara650	■	•	■	•	•	■	■	•	■	•	■	•	■	■	■	■	■	•	•

►Matrix, continued on next page

Disclaimer: Coalesse is pleased to provide this information. However, even after preliminary approval, Coalesse reserves the right to reject fabrics/leathers when necessary if the quality or construction is not satisfactory for the item it is intended for use on. Coalesse reserves the right to evaluate data daily and make any necessary changes or improvements to the information provided. Textile recommendations do not imply a warranty for the textiles. The textile manufacturer provides all warranties for textiles. All trademarks and trade names are the property of the different manufacturers. All pricing quotes for product should be obtained from your local Sales Representative or a Coalesse Customer Service Representative. Recommendations such as backing and CAL 133 will require additional cost and may require additional lead-time. All specifications are subject to change without notice.

Leather and Faux Leather Matrix

Note: Coalesse reserves the right to reject fabrics when necessary if the quality or construction is not satisfactory for intended use. For most up to date information on fabric usage please check the fabric database on www.coalesse.com.

►Matrix, continued from previous page

Legend	Elmosoft Grade C	Elmotique Grade E	Elmorustical Grade E	EMU Eco-Leather	Loke Leather	Brisa Grade 10	Destiny Grade 11	Destiny Perforated Grade 13	Prestige Grade 11	Prestige Perforated Grade 13	Finesse Grade 11	Finesse Perforated Grade 13	Elegance Grade 12	Panache Grade 11	Panache Perforated Grade 13	Ovation Grade 11	Thor Leather	SIF Leather
Oculus Lounge Chair CH468	•	•	•	•	■	•	•	•	•	•	•	•	•	•	•	•	■	■
Passerelle	■	•	■	•	•	■	■	■	■	■	■	■	■	■	■	■	•	•
Potrero 415 Light*	■	•	•	•	•	•	•	•	•	•	•	•	•	•	•	•	•	•
Ripple	■	•	■	•	•	■	■	■	■	■	■	■	■	■	■	■	•	•
Shell Lounge Chair CH07	•	•	•	•	■	•	•	•	•	•	•	•	•	•	•	•	■	■
Sidewalk	■	•	■	•	•	■	■	■	■	■	■	■	■	■	■	■	•	•
Sistema Lounge System	■	•	•	•	•	■	■	•	■	•	■	•	■	■	■	•	■	•
SW_1	■	•	■	•	•	■	■	•	■	•	■	•	■	■	■	•	■	•
Swathmore	■	•	■	•	•	■	■	■	■	■	■	■	■	■	■	■	•	•
Swathmore Grande	■	•	■	•	•	■	■	■	■	■	■	■	■	■	■	■	•	•
Switch	■	•	■	•	•	■	■	■	■	■	■	■	■	■	■	■	•	•
Thoughtful	■	•	■	•	•	■	■	■	■	■	■	■	■	■	■	■	•	•
Together	□	•	□	•	•	□	□	•	□	•	□	•	□	□	•	■	•	•
Topo Lounge	■	•	■	•	•	■	■	•	■	•	■	•	■	■	■	•	■	•
Topo Mobile Lounge	■	•	■	•	•	■	■	•	■	•	■	•	■	■	■	•	■	•
Visalia	■	•	■	•	•	■	■	■	■	■	■	■	■	■	■	■	•	•
Wishbone Chair CH24	•	•	•	•	■	•	•	•	•	•	•	•	•	•	•	•	■	■
Wing Lounge Chair CH445	•	•	•	•	■	•	•	•	•	•	•	•	•	•	•	•	■	■
Wrapp	■	•	■	•	•	■	■	■	■	■	■	■	■	■	■	■	•	•

* Curated palette of Elmosoft Leather is available.

Disclaimer: Coalesse is pleased to provide this information. However, even after preliminary approval, Coalesse reserves the right to reject fabrics/leathers when necessary if the quality or construction is not satisfactory for the item it is intended for use on. Coalesse reserves the right to evaluate data daily and make any necessary changes or improvements to the information provided. Textile recommendations do not imply a warranty for the textiles. The textile manufacturer provides all warranties for textiles. All trademarks and trade names are the property of the different manufacturers. All pricing quotes for product should be obtained from your local Sales Representative or a Coalesse Customer Service Representative. Recommendations such as backing and CAL 133 will require additional cost and may require additional lead-time. All specifications are subject to change without notice.

Leather Palette

Note: Coalesse reserves the right to reject fabrics when necessary if the quality or construction is not satisfactory for intended use. For most up to date information on fabric usage please check the fabric database on www.coalesse.com.

► See *Leather and Faux Leather Matrix* for availability by product list, page 28.

Grade C

Elmosoft



Maritime Blue L110 Midnight Blue L111 Ebony L112 Gunmetal L113 Mica L114 Dove Grey L115 Plum Pleasure L116 Truffle L122




Red Birch L128 Espresso L133 Ruby L134 Scarlet L135 Bourbon L138 Cinder L139 Garnet L140 Pecan L143




Chamois L144 Russet L146 Saddle L147 White L151 Sugar L709 Parchment L711 Cameo L717 Storm L723



Hunter L730 Forest Green L743 Cigar L747 Beaver L749 Bluffstone L750 Oxblood L752 Peanut Butter L755 Mustard L758



Canvas L762 Macadamia L763 Tropical L768 Mauve L769 Cadet L770 Timberwolf L772 Chalice L773 Oil L774



Coyote L775

Leather Palette

Note: Coalesse reserves the right to reject fabrics when necessary if the quality or construction is not satisfactory for intended use. For most up to date information on fabric usage please check the fabric database on www.coalesse.com.

► See *Leather and Faux Leather Matrix* for availability by product list, page 28.

Grade E

Elmorustical



Leather/Faux

Elmorustical Leather



Leather Palette continued

Note: Coalesse reserves the right to reject fabrics when necessary if the quality or construction is not satisfactory for intended use. For most up to date information on fabric usage please check the fabric database on www.coalesse.com.


► See *Leather and Faux Leather Matrix* for availability by product list, page 28.

Carl Hansen


Loke



5072
Loke 7210




5073
Loke 7050



5074
Loke 7270




5075
Loke 7170



5076
Loke 7150




5077
Loke 7160




507C
Loke 7060




507D
Loke 7100



507E
Loke 7110



507F
Loke 7140



507G
Loke 7240




507H
Loke 7310



507J
Loke 7732



507K
Loke 7744



507L
Loke 7748



507M
Loke 7763




507N
Loke 7766


Thor



5394
Thor 300



5395
Thor 307



5396
Thor 306



5398
Thor 301



5399
Thor 390



539A
Thor 325



539C
Thor 332




539E
Thor 359



539F
Thor 310




539G
Thor 350



539H
Thor 377


SIF



507P
SIF 91



507Q
SIF 95



507R
SIF 93



507T
SIF 90



507U
SIF 98



507Y
SIF 92



507W
SIF Brown/White



508D
SIF Black/White

Cowhides

Faux Leather Palette

Note: Coalesse reserves the right to reject fabrics when necessary if the quality or construction is not satisfactory for intended use. For most up to date information on fabric usage please check the fabric database on www.coalesse.com.

► See *Leather and Faux Leather Matrix* for availability by product list, page 28.

EMU Terramare

EMU Eco-Leather



White
EC01


Brown
EC02

Grey/Green
EC03

Black
EC04

Grade 10

Brisa



Black Onyx
BR01

Truffle
BR04

Ash
BR06

Sage
BR07

Celery
BR08

Sterling Blue
BR09

Night Navy
BR10

Cambridge Blue
BR11



Abyss
BR12

Pompeia
BR14

Cinnabar
BR16

New Sand
BR18

White
BR20

Moccasin
BR21

Buckskin
BR22

Mineral
BR24



Skyway
BR25

Iron
BR26

Stormy
BR27


Esmeralda
BR28

Seaweed
BR29

Bone
BR30

Caramel
BR31

Bridle
BR32



Moon
BR33

Faux Leather Palette continued

Note: Coalesse reserves the right to reject fabrics when necessary if the quality or construction is not satisfactory for intended use. For most up to date information on fabric usage please check the fabric database on www.coalesse.com.

► See *Leather and Faux Leather Matrix* for availability by product list, page 28.

Grade 11

Destiny



Faux Leather Palette

Note: Coalesse reserves the right to reject fabrics when necessary if the quality or construction is not satisfactory for intended use. For most up to date information on fabric usage please check the fabric database on www.coalesse.com.


► See *Leather and Faux Leather Matrix* for availability by product list, page 28.

Finesse



Leather/Faux

Ovation



Faux Leather Palette continued

Note: Coalesse reserves the right to reject fabrics when necessary if the quality or construction is not satisfactory for intended use. For most up to date information on fabric usage please check the fabric database on www.coalesse.com.

► See *Leather and Faux Leather Matrix* for availability by product list, page 28.

Panache



Prestige



Grade 12

Elegance



Coalesse

Faux Leather Palette

Wood

Wood

Standard Wood Finishes

Coalesse's primary wood finish, Clarity, is a water-borne UV topcoat, which protects the environment while providing exceptional durability and resistance to water and chemical stains. Contoured products, such as wood guest chairs and occasional tables, are finished with post-catalyzed vinyl, which provides similar properties and matches the sheen and color of Clarity. Due to natural variations in wood, finished products may vary from samples in color, texture, and grain.

Wood will develop a deep, rich patina over time as the wood ages. Mineral streaks, gum pockets, and pin knots are some of the unique characteristics that are visible in veneers and solids.

All wood products will darken with age and exposure to ultraviolet light. This is especially apparent with cherry and maple veneer.

When storing your wood furniture, please follow the following guidelines:

- Do not store products in trailers
- Store products in areas that simulate office temperatures (60°F to 90°F)
- Store products in areas that maintain constant, office-like humidity levels
- Keep product away from light. Cover products to make sure they are not exposed to light.

Samples contact Customer Service at 1.800.627.6770

Steelcase Wood Finishes

Coalesse will match current Steelcase wood finishes at no upcharge. Finish matches are for color only and do not match the Steelcase finish in sheen.

Natural veneers celebrate the natural beauty of wood with neutral tones.

Plank veneers were intentionally designed to enhance the unique characteristics of wood with natural variations that include grain pattern, color, and texture that are meant to be celebrated.

Stain-To-Match Wood Finish

Coalesse will stain-to-match any wood finish with a one-time \$500 net charge per customer per finish. Customers must work with Concierge team to advise species, cut, and sheen and submit a sample with a surface dimension of at least 3" x 3" for matching. Coalesse requires written approval of a strike-off sample before starting production. When ordering, customers must select the applicable finish code, specifying cut and species, and reference the Customiz Stain finish number attached to the match. The one-time charge and strike-off sample is not required for standard Steelcase or Coalesse finishes. Contact Concierge team for additional program details.

Phone: 1.866.645.6952

Email: concierge@steelcase.com

Steelcase Select Surfaces

In addition to the standard Steelcase veneer palette, Coalesse offers Steelcase Select Surfaces.

Composite veneers are engineered veneer intended to create consistent grain patterns and characteristics with minimal inconsistency within an order. Please note that because these finishes are part of Steelcase Select Surfaces, they may have additional lead times.

Painted MDF

The painted medium density fiberboard (MDF) is utilizing molding grade MDF, therefore, the 45 lb density is consistent throughout the entire thickness of the board. This allows for a smooth edge when painted. Three coats of water reducible finish is applied to the board in a milk or black. The painted MDF has durability and care properties like a wood veneer, thus, must be treated as such.

Wood Veneer Specifications

Cherry

- American Black Cherry
- Flat-cut, plain sliced/book matched
- Quarter-cut/book matched
- Narrow cathedrals, mild grain, minimal pitch
- 5-10" wide leaves of 1/42" thick veneer, balanced on panel
- No gaps between leaves
- PB (particle board) core
- Low sheen 15 or high sheen 35

Maple

- Eastern Hard White Maple
- Flat-cut, plain sliced/slip matched
- Quarter-cut/book matched
- Narrow cathedrals, mild grain, minimal pitch
- 5-10" wide leaves of 1/42" thick veneer, balanced on panel
- No gaps between leaves
- PB (particle board) core
- Low sheen 15 or high sheen 35

Oak

- White Oak
- Rift-cut
- Slip match
- Mild grain
- 4-8" wide leaves of 1/42" thick veneer, balanced on panel
- No gaps between leaves
- PB (particle board) core
- Low sheen 15 or high sheen 35

Walnut

- American Black Walnut
- Flat-cut, plain sliced/book matched
- Quarter-cut/book matched
- Narrow cathedrals, mild grain
- 5-10" wide leaves of 1/42" thick veneer, balanced on panel
- No gaps between leaves
- PB (particle board) core
- Low sheen 15 or high sheen 35

Exclusive (by product)

Teak

- Quarter-cut/book match
- 15 sheen

Ash (Grey)

- Quarter-cut/book match
- 15 sheen

Flat-Cut – High Sheen

Grade 1

- V10C FC/HS Natural Cherry
- V11C FC/HS Clear Cherry
- V12C FC/HS Medium Amber Cherry
- V13C FC/HS Dark Cherry
- V10M FC/HS Clear Maple
- V11M FC/HS Natural Beech on Maple
- V12M FC/HS Medium Maple
- V10W FC/HS Natural Walnut
- V11W FC/HS Clear Walnut
- V12W FC/HS Medium Walnut
- V13W FC/HS Black Walnut
- V14W FC/HS Dark Walnut

Flat-Cut – Low Sheen

Grade 1

- V1AC FC/LS Natural Cherry
- V1BC FC/LS Clear Cherry
- V1CC FC/LS Medium Amber Cherry
- V1DC FC/LS Dark Cherry
- V1AM FC/LS Clear Maple
- V1BM FC/LS Natural Beech on Maple
- V1CM FC/LS Medium Maple
- V1AW FC/LS Natural Walnut
- V1BW FC/LS Clear Walnut
- V1CW FC/LS Medium Walnut
- V1EW FC/LS Dark Walnut

Rift-Cut – High Sheen

Grade 1

- V30K RC/HS Natural Oak
- V31K RC/HS Desert Oak
- V32K RC/HS Medium Brown Oak
- V33K RC/HS Medium Gray Oak
- V34K RC/HS Black Brown Oak

Rift-Cut – Low Sheen

Grade 1

- V3AK RC/LS Natural Oak
- V3BK RC/LS Desert Oak
- V3CK RC/LS Medium Brown Oak
- V3DK RC/LS Medium Gray Oak
- V3EK RC/LS Black Brown Oak

Quarter-Cut – High Sheen

Grade 2

- V20C QC/HS Natural Cherry
- V21C QC/HS Clear Cherry
- V22C QC/HS Medium Amber Cherry
- V23C QC/HS Dark Cherry
- V20M QC/HS Clear Maple
- V21M QC/HS Natural Beech on Maple
- V22M QC/HS Medium Maple
- V20W QC/HS Natural Walnut
- V21W QC/HS Clear Walnut
- V22W QC/HS Medium Walnut
- V23W QC/HS Black Walnut
- V24W QC/HS Dark Walnut

FC=Flat-Cut
RC=Rift-Cut
QC=Quarter-Cut
WL=Wedge Lay-up
HS=High Sheen
LS=Low Sheen

Wood

Tip: When specifying for hardwood chairs and occasional tables, select from Flat-Cut or Rift-Cut style numbers only.

Quarter-Cut – Low Sheen

Grade 2

- V2AA QC/LS Ash Natural FSC
- V2AC QC/LS Natural Cherry
- V2BC QC/LS Clear Cherry
- V2CC QC/LS Medium Amber Cherry
- V2DC QC/LS Dark Cherry
- V2AM QC/LS Clear Maple
- V2BM QC/LS Natural Beech on Maple
- V2CM QC/LS Medium Maple
- V2AW QC/LS Natural Walnut
- V2BW QC/LS Clear Walnut
- V2CW QC/LS Medium Walnut
- V2EW QC/LS Dark Walnut
- V2AT QC/LS Teak Natural Raw FSC

Wedge Lay-up – Flat-Cut – High Sheen*

Grade 1

- W10C WC/FC/HS Natural (Raw) Cherry
- W11C WC/FC/HS Clear Cherry
- W12C WC/FC/HS Medium Amber Cherry
- W13C WC/FC/HS Dark Cherry
- W10M WC/FC/HS Clear Maple
- W11M WC/FC/HS Natural Beech on Maple
- W12M WC/FC/HS Medium Maple
- W10W WC/FC/HS Natural (Raw) Walnut
- W11W WC/FC/HS Clear Walnut
- W12W WC/FC/HS Medium Walnut
- W13W WC/FC/HS Black Walnut
- W14W WC/FC/HS Dark Walnut

Wedge Lay-up – Flat-Cut – Low Sheen*

Grade 1

- W1AC WC/FC/LS Natural (Raw) Cherry
- W1BC WC/FC/LS Clear Cherry
- W1CC WC/FC/LS Medium Amber Cherry
- W1DC WC/FC/LS Dark Cherry
- W1AM WC/FC/LS Clear Maple
- W1BM WC/FC/LS Natural Beech on Maple
- W1CM WC/FC/LS Medium Maple
- W1AW WC/FC/LS Natural (Raw) Walnut
- W1BW WC/FC/LS Clear Walnut
- W1CW WC/FC/LS Medium Walnut
- W1EW WC/FC/LS Dark Walnut

Wedge Lay-up – Rift-Cut – High Sheen*

Grade 1

- W30K WC/RC/HS Natural (Raw) Oak
- W31K WC/RC/HS Desert Oak
- W32K WC/RC/HS Medium Brown Oak
- W33K WC/RC/HS Medium Gray Oak
- W34K WC/RC/HS Black Brown Oak

Wedge Lay-up – Rift-Cut – Low Sheen*

Grade 1

- W3AK WC/RC/LS Natural (Raw) Oak
- W3BK WC/RC/LS Desert Oak
- W3CK WC/RC/LS Medium Brown Oak
- W3DK WC/RC/LS Medium Gray Oak
- W3EK WC/RC/LS Black Brown Oak

- FC = Flat-Cut
- RC = Rift-Cut
- QC = Quarter-Cut
- WL = Wedge Lay-up
- HS = High Sheen
- LS = Low Sheen
- OP = Open Pore
- **E** = Established

Wedge Lay-up – Quarter-Cut – High Sheen*

Grade 2

- W20C WC/QC/HS Natural (Raw) Cherry
- W21C WC/QC/HS Clear Cherry
- W22C WC/QC/HS Medium Amber Cherry
- W23C WC/QC/HS Dark Cherry
- W20M WC/QC/HS Clear Maple
- W21M WC/QC/HS Natural Beech on Maple
- W22M WC/QC/HS Medium Maple
- W20W WC/QC/HS Natural (Raw) Walnut
- W21W WC/QC/HS Clear Walnut
- W22W WC/QC/HS Medium Walnut
- W23W WC/QC/HS Black Walnut
- W24W WC/QC/HS Dark Walnut

Wedge Lay-up – Quarter-Cut – Low Sheen*

Grade 2

- W2AC WC/QC/LS Natural (Raw) Cherry
- W2BC WC/QC/LS Clear Cherry
- W2CC WC/QC/LS Medium Amber Cherry
- W2DC WC/QC/LS Dark Cherry
- W2AM WC/QC/LS Clear Maple
- W2BM WC/QC/LS Natural Beech on Maple
- W2CM WC/QC/LS Medium Maple
- W2AW WC/QC/LS Natural (Raw) Walnut
- W2BW WC/QC/LS Clear Walnut
- W2CW WC/QC/LS Medium Walnut
- W2EW WC/QC/LS Dark Walnut

*Available on select tables, refer to pricing pages in the Coalesse Specification Guides for availability.

Steelcase Veneers, Open Pore Only

Grade 1

- Ash, Quarter-Cut
- 3042 QC/OP Ash

Cherry, Flat-Cut

- 3402 FC/OP Clear Cherry
- 3412 FC/OP Natural Cherry **E**
- 3422 FC/OP Medium Cherry

Maple, Flat-Cut

- 3522 FC/OP Clear Maple
- 3582 FC/OP Winter on Maple **E34/21**
- 3592 FC/OP Blonde on Maple **E**

Maple, Quarter-Cut

- 3222 QC/OP Clear Maple
- 3292 QC/OP Blonde on Maple **E**

Walnut, Flat-Cut

- 3062 FC/OP Graphite Walnut
- 3342 FC/OP Black Walnut
- 3702 FC/OP Clear Walnut
- 3712 FC/OP Natural Walnut
- 3722 FC/OP Dark Mahogany on Walnut **E34/21**
- 3752 FC/OP Medium Walnut **E**
- 3762 FC/OP Dark Walnut
- 3772 FC/OP Medium Mahogany on Walnut

E34/21 = Last order entry
April 18, 2021

E34/22 = Last order entry
April 17, 2022

Walnut, Quarter-Cut

- 3302 QC/OP Clear Walnut
- 3312 QC/OP Natural Walnut
- 3322 QC/OP Dark Mahogany on Walnut **E34/21**
- 3352 QC/OP Medium Walnut **E**
- 3362 QC/OP Dark Walnut
- 3372 QC/OP Medium Mahogany on Walnut
- 3382 QC/OP Graphite Walnut
- 3392 QC/OP Black Walnut

Oak, Rift-Cut

- 3602 RC/OP Desert Oak
- 3612 RC/OP Warm Oak **E34/22**

Premium Wood, Quarter-Cut

- 3832 QC/OP Figured Anegre

Planked Veneer

- 3P41 OP Planked Cherry
- 3P51 OP Planked Maple
- 3P61 OP Planked Oak
- 3P71 OP Planked Walnut
- 3VFX OP Unmarked Oak

Grade 2

Walnut, Flat-Cut

- 3082 FC/OP Washed Walnut

Natural Veneer, Quarter Cut

- 32A2 QC/OP Blanch Maple
- 33A2 QC/OP Thunder Walnut

Natural Veneer, Rift Cut

- 36A2 RC/OP Volcanic Oak

Steelcase Select Surfaces Veneers, Open Pore Only

Grade 1

- Composite Veneer, Flat-Cut
- 3JDX FC/OP Oak Composite
- 3JJX FC/OP Walnut Composite **E**
- 35A2 FC/OP Blanch Maple
- 37A2 FC/OP Thunder Walnut

Grade 2

Composite Veneer, Quarter-Cut

- 3F8X QC/OP European Walnut Composite
- 3GGX QC/OP Zebrano Composite
- 3HGX QC/OP Oak Composite
- 3HVX QC/OP Walnut Composite
- 3ZNX QC/OP Dark Cerused Oak Composite

Wood *continued*

Applies to: Carl Hansen and Son

- : 3103 Oak/Walnut Oil
- : 3105 Oak/Walnut Lacquer
- : 3210 Petrol Blue
- : 3213 Light Green
- : 3225 Oak Soap
- : 3227 Oak Oil
- : 3228 Anthracite Gray
- : 3229 Red Brown
- : 3233 Smoked Oak Oil
- : 3235 Black Painted Oak
- : 3236 Olive Green
- : 3238 Steel Blue
- : 3239 Petrol Green
- : 3246 Natural White
- : 3248 Orange Red
- : 3251 Berry Red
- : 3253 Grass Green
- : 3255 Oak Lacquer
- : 3265 Oak White Oil
- : 3267 Silver Gray
- : 3268 Vanilla White
- : 3269 Black
- : 3325 Walnut Lacquer
- : 3335 Walnut Oil
- : 3407 Cherry Lacquer
- : 3417 Cherry Oil
- : 3603 Ash Soap
- : 3605 Ash Oil
- : 3615 Ash Lacquer
- : 3645 Ash White Oil
- : 3733 Beech Soap
- : 3745 Beech Lacquer
- : 3753 Beech Oil
- : 3783 Smoked Oak Lacquer
- : 3795 Ash Black

Painted MDF

Applies to: Exponents

- V145 Milk
- V197 Black

Coalesse

Wood

Wood

Hardwood Matrix

For Collaboration Chair Bases, Guest Chairs, Occasional Tables, and Lounge Chairs

Legend

- = Not available
- = Available
- M = Stain color only on maple
- B = Stain color on Beech
- ▶ See specification pages in the Coalesse Specification Guides for details.

	Maple Flat-Cut – High Sheen	Maple Flat-Cut – Low Sheen	Maple Quarter-Cut – High Sheen	Maple Quarter-Cut – Low Sheen	Cherry Flat-Cut – High Sheen	Cherry Flat-Cut – Low Sheen	Cherry Quarter-Cut – High Sheen	Cherry Quarter-Cut – Low Sheen	Oak Rift-Cut – High Sheen	Oak Rift-Cut – Low Sheen	Walnut Flat-Cut – High Sheen	Walnut Flat-Cut – Low Sheen	Walnut Quarter-Cut – High Sheen	Walnut Quarter-Cut – Low Sheen	Teak Quarter-Cut – High Sheen	Teak Quarter-Cut – Low Sheen	Grey Ash – High Sheen	Grey Ash – Low Sheen	Carl Hansen Exclusive Wood Finishes
Seating																			
Bix Podium Drawer Front	■	•	■	•	■	•	■	•	■	•	■	•	■	•	•	•	•	•	•
CH53 Stool	•	•	•	•	•	•	•	•	•	•	•	•	•	•	•	•	•	•	■
CH88 Chair	•	•	•	•	•	•	•	•	•	•	•	•	•	•	•	•	•	•	■
Circa*	•	•	■	■	•	•	•	•	■	■	•	•	■	■	•	•	•	•	•
Coupe	■	■	•	•	M	M	•	•	M	M	■	■	•	•	•	•	•	•	•
Elbow Chair CH20	•	•	•	•	•	•	•	•	•	•	•	•	•	•	•	•	•	•	■
Enea	■	■	•	•	M	M	•	•	M	M	M	M	•	•	•	•	•	•	•
Enea Altzo943	•	•	•	•	•	•	•	•	•	■	•	•	•	•	•	•	•	•	•
Enea Café Wood Stool**	•	•	•	•	•	•	•	•	•	■	•	•	•	•	•	•	•	•	•
Kathryn	B	B	•	•	B	B	•	•	B	B	B	B	•	•	•	•	•	•	•
Ladderback Lounge Chair CH44	•	•	•	•	•	•	•	•	•	•	•	•	•	•	•	•	•	•	■
Paddle Lounge Chair CH25	•	•	•	•	•	•	•	•	•	•	•	•	•	•	•	•	•	•	■
Passerelle	■	■	•	•	M	M	•	•	M	M	M	M	•	•	•	•	•	•	•
Sidewalk	■	■	•	•	M	M	•	•	M	M	M	M	•	•	•	•	•	•	•
Sistema Lounge System	•	•	•	•	•	•	•	•	•	■	•	•	•	•	•	•	•	•	•
Swathmore	■	■	•	•	M	M	•	•	M	M	M	M	•	•	•	•	•	•	•
Swathmore Grande	■	■	•	•	M	M	•	•	M	M	M	M	•	•	•	•	•	•	•
Thoughtful	■	■	•	•	•	•	•	•	•	•	■	■	•	•	•	•	•	•	•
Shell Lounge Chair CH07	•	•	•	•	•	•	•	•	•	•	•	•	•	•	•	•	•	•	■
Wishbone Chair CH24	•	•	•	•	•	•	•	•	•	•	•	•	•	•	•	•	•	•	■

* Oak is available on cylinder wood leg only. Maple and Walnut is available on tapered wood leg only.

** V3AK Natural Oak only.

▶ Matrix, continued on next page

Hardwood Matrix

For Collaboration Chair Bases, Guest Chairs, Occasional Tables, and Lounge Chairs

► Matrix, continued from previous page

Legend

- = Not available
- = Available
- = Stain color only on maple
- See specification pages in the Coalesse Specification Guides for details.

	Maple Flat-Cut – High Sheen	Maple Flat-Cut – Low Sheen	Maple Quarter-Cut – High Sheen	Maple Quarter-Cut – Low Sheen	Cherry Flat-Cut – High Sheen	Cherry Flat-Cut – Low Sheen	Cherry Quarter-Cut – High Sheen	Cherry Quarter-Cut – Low Sheen	Oak Rift-Cut – High Sheen	Oak Rift-Cut – Low Sheen	Walnut Flat-Cut – High Sheen	Walnut Flat-Cut – Low Sheen	Walnut Quarter-Cut – High Sheen	Walnut Quarter-Cut – Low Sheen	Teak Quarter-Cut – Low Sheen	Grey Ash – Low Sheen	Carl Hansen Exclusive Wood Finishes
Occasional Tables																	
Bix Tables	■	■	■	■	■	■	■	■	■	■	■	■	■	■	•	•	•
CG_1	•	•	•	•	•	•	•	•	■	■	■	■	■	■	•	•	•
CH008 Coffee Tables	•	•	•	•	•	•	•	•	•	•	•	•	•	•	•	•	■
CH327 Dining Table	•	•	•	•	•	•	•	•	•	•	•	•	•	•	•	•	■
Circa*	•	•	■	■	•	•	•	•	■	■	•	•	■	■	•	•	•
Denizen Tablet	•	•	•	■	•	•	•	■	•	•	•	•	•	■	■	■	•
Diekman	■	■	•	•	■	■	•	•	■	■	■	■	■	•	•	•	•
Enea	■	■	•	•	■	■	•	•	■	■	■	■	■	•	•	•	•
Holy Day	•	•	•	•	•	•	•	•	■	■	■	■	•	•	•	•	•
Passerelle	■	■	•	•	■	■	•	•	■	■	■	■	•	•	•	•	•
Collaboration and Conference Tables																	
Potrero415 Light**	•	•	•	•	•	•	•	•	■	■	•	•	•	•	•	•	•
Potrero415**	•	•	•	•	•	•	•	•	■	■	•	•	•	•	•	•	•

* Oak is available on cylinder wood leg only. Maple and Walnut is available on tapered wood leg only.

** Potrero415 and Potrero415 Light wood legs are solid oak.

Hardwood Stains Palette

For Collaboration Chair Bases, Guest Chairs, Occasional Tables, and Lounge Chairs

► See *Hardwood Matrix* for availability by product list, page 42.

Tip: When specifying for hardwood chairs, lounge chairs, and occasional tables select from Flat-Cut or Rift-Cut finish numbers only.

High Sheen



Clear Maple
V10M

Natural Beech
on Maple
V11M

Medium Maple
V12M

Natural Cherry
V10C

Clear Cherry
V11C

Medium Amber
Cherry
V12C

Dark Cherry
V13C

Natural Walnut
V10W



Clear Walnut
V11W

Medium Walnut
V12W

Black Walnut
V13W

Dark Walnut
V14W

All stains on maple except:
Holy Day-stain on Oak and Walnut
Kathryn-stain on Beech
Circa-Maple on Maple; Walnut on Walnut
Coupe-Maple, Cherry, and Oak on Maple; Walnut on Walnut

Low Sheen



Clear Maple
V1AM

Natural Beech
on Maple
V1BM

Medium Maple
V1CM

Natural Cherry
V1AC

Clear Cherry
V1BC

Medium Amber
Cherry
V1CC

Dark Cherry
V1DC

Natural Walnut
V1AW



Clear Walnut
V1BW

Medium Walnut
V1CW

Dark Walnut
V1EW

All stains on maple except:
Holy Day-stain on Oak and Walnut
Kathryn-stain on Beech
Circa-Maple on Maple; Walnut on Walnut
Coupe-Maple, Cherry, and Oak on Maple; Walnut on Walnut

High Sheen



Natural Oak
V30K

Desert Oak
V31K

Medium Brown Oak
V32K

Medium Gray Oak
V33K

Black Brown Oak
V34K

All stains on maple except:
Holy Day-stain on Oak and Walnut
Kathryn-stain on Beech
Circa-Oak on Oak
Coupe-Maple, Cherry, and Oak on Maple; Walnut on Walnut

Low Sheen



Natural Oak
V3AK

Desert Oak
V3BK

Medium Brown Oak
V3CK

Medium Gray Oak
V3DK

Black Brown Oak
V3EK

All stains on maple except:
Holy Day-stain on Oak and Walnut
Kathryn-stain on Beech
Circa-Oak on Oak
Coupe-Maple, Cherry, and Oak on Maple; Walnut on Walnut


































Hardwood Stains Palette

For Collaboration Chair Bases, Guest Chairs, Occasional Tables, and Lounge Chairs

► See *Hardwood Matrix* for availability by product list, page 42.

Tip: When specifying for hardwood chairs, lounge chairs, and occasional tables select from Flat-Cut or Rift-Cut finish numbers only.

Carl Hansen Wood

							
Petrol Blue 3210	Light Green 3213	Oak Soap 3225	Oak Oil 3227	Anthracite Gray 3228	Red Brown 3229	Smoked Oak Oil 3233	Black Painted Oak 3235
							
Olive Green 3236	Steel Blue 3238	Petrol Green 3239	Natural White 3246	Orange Red 3248	Berry Red 3251	Grass Green 3253	Oak Lacquer 3255
							
Oak White Oil 3265	Silver Gray 3267	Vanilla White 3268	Black 3269	Walnut Lacquer 3325	Walnut Oil 3335	Cherry Lacquer 3407	Cherry Oil 3417
							
Ash Soap 3603	Ash Oil 3605	Ash Lacquer 3615	Ash White Oil 3645	Beech Soap 3733	Beech Lacquer 3745	Beech Oil 3753	Smoked Oak Lacquer 3783
							
Ash Black 3795							

Wood

Veneer Matrix

For Conference and Multipurpose Tables, Storage, Casegoods, and Occasional Tables, and Seating

Legend

- = Not available
- = Available
- Ⓢ = Stain color only
- ▶ See specification pages for details.

Note: This matrix includes both Coalesse and Steelcase veneers.

	Maple Flat-Cut – High Sheen	Maple Flat-Cut – Low Sheen	Maple Quarter-Cut – High Sheen	Maple Quarter-Cut – Low Sheen	Cherry Flat-Cut – High Sheen	Cherry Flat-Cut – Low Sheen	Cherry Quarter-Cut – High Sheen	Cherry Quarter-Cut – Low Sheen	Oak Rift-Cut – High Sheen	Oak Rift-Cut – Low Sheen	Walnut Flat-Cut – High Sheen	Walnut Flat-Cut – Low Sheen	Walnut Quarter-Cut – High Sheen	Walnut Quarter-Cut – Low Sheen	Teak Quarter-Cut – Low Sheen	Grey Ash – Low Sheen	Wedge Cut Veneers – Any Species***	Transolid – Solid Surface	Exclusive Finishes for Trees	Milk MDF	Black MDF	Composite Flat-Cut–Select Surfaces	Composite Quarter-Cut–Select Surfaces	Planked Veneers	Natural Veneers
Tables and Casegoods																									
Bix Tables	■	■	■	■	■	■	■	■	■	■	■	■	■	■	•	•	■	■	•	•	•	■	■	■	■
Bob Tables	■	■	■	■	■	■	■	■	■	■	■	■	■	■	•	•	■	■	•	•	•	■	■	■	■
CG_1	■	■	■	■	■	■	■	■	■	■	■	■	■	■	•	•	•	•	•	•	•	■	■	■	■
Circa Tables	•	•	■	■	•	•	•	•	■	■	•	•	■	■	•	•	•	•	•	•	•	•	•	•	•
Denizen Casegoods	•	•	■	■	•	•	■	■	■	■	•	•	■	■	■	■	•	•	•	•	•	•	•	■	■
Denizen Tables	•	•	■	■	•	•	■	■	■	■	•	•	■	■	■	■	■	■	•	•	•	•	•	■	■
E-Tables 2	■	■	■	■	■	■	■	■	■	■	■	■	■	■	■	■	■	■	■	■	■	■	■	■	■
Enea	■	■	•	•	Ⓢ	Ⓢ	•	•	Ⓢ	Ⓢ	Ⓢ	Ⓢ	Ⓢ	Ⓢ	Ⓢ	•	•	•	•	•	•	•	•	•	
Enea Lottus	■	■	■	■	■	■	■	■	■	■	■	■	■	■	■	■	■	■	■	■	■	■	■	■	■
Exponents	■	■	■	■	■	■	■	■	■	■	■	■	■	■	■	■	■	■	■	■	■	■	■	■	■
Host Collection	■	■	■	■	■	■	■	■	■	■	■	■	■	■	■	■	■	■	■	■	■	■	■	■	■
Lagunitas Tables	■	■	■	■	■	■	■	■	■	■	■	■	■	■	■	■	■	■	■	■	■	■	■	■	■
Lagunitas Focus Nook	■	■	■	■	■	■	■	■	■	■	■	■	■	■	■	■	■	■	■	■	■	■	■	■	■
Montara650	■	■	■	■	■	■	■	■	■	■	■	■	■	■	■	■	■	■	■	■	■	■	■	■	■
Potrero415	■	■	■	■	■	■	■	■	■	■	■	■	■	■	■	■	■	■	■	■	■	■	■	■	■
Potrero415 Light	■	■	■	■	■	■	■	■	■	■	■	■	■	■	■	■	■	■	■	■	■	■	■	■	■
Sebastopol	•	•	•	•	Ⓢ	Ⓢ	Ⓢ	Ⓢ	■	■	■	■	■	■	■	■	■	■	■	■	■	■	■	■	■
Sistema Lounge System	•	•	•	•	•	•	•	•	■	■	•	•	•	•	•	•	•	•	•	•	•	•	•	•	•
SW_1	■	■	■	■	■	■	■	■	■	■	■	■	■	■	■	■	■	■	■	■	■	■	■	■	■
Trees	•	•	•	•	•	•	•	•	•	•	•	•	•	•	•	•	•	•	■	•	•	•	•	•	•
Seating																									
Enea Café Wood Stool*	•	•	•	•	•	•	•	•	•	■	•	•	•	•	•	•	•	•	•	•	•	•	•	•	•
Montara650**	•	•	•	•	•	•	•	•	•	■	•	•	•	•	•	•	•	•	•	•	•	•	•	•	•
Marien152 Wood Base Chair**	•	•	•	•	•	•	•	•	■	■	•	•	•	•	•	•	•	•	•	•	•	•	•	•	•

* V3AK Natural Oak only
 ** Select colors only: VP01, VP02, VP03, VP04, and VP05
 *** Select styles only

Veneer Palette

For Conference and Multipurpose Tables, Storage, Casegoods, Occasional Tables, and Seating

► See *Veneer Matrix* for availability by product list, page 46.

Flat-Cut – High Sheen



Clear Maple
V10M

Natural Beech
on Maple
V11M

Medium Maple
V12M

Natural Cherry
V10C

Clear Cherry
V11C

Medium Amber
Cherry
V12C

Dark Cherry
V13C

Natural Walnut
V10W



Clear Walnut
V11W

Medium Walnut
V12W

Black Walnut
V13W

Dark Walnut
V14W

Flat-Cut – Low Sheen



Clear Maple
V1AM

Natural Beech
on Maple
V1BM

Medium Maple
V1CM

Natural Cherry
V10C

Clear Cherry
V1BC

Medium Amber
Cherry
V1CC

Dark Cherry
V1DC

Natural Walnut
V1AW



Clear Walnut
V1BW

Medium Walnut
V1CW

Dark Walnut
V1EW

Rift-Cut – High Sheen



Natural Oak
V30K

Desert Oak
V31K

Medium Brown Oak
V32K

Medium Gray Oak
V33K

Black Brown Oak
V34K

Rift-Cut – Low Sheen



Natural Oak
V3AK

Desert Oak
V3BK

Medium Brown Oak
V3CK

Medium Gray Oak
V3DK

Black Brown Oak
V3EK

Veneer Palette continued

For Conference and Multipurpose Tables, Storage, Casegoods, Occasional Tables, and Seating

► See *Veneer Matrix* for availability by product list, page 46.

Quarter-Cut – High Sheen



Clear Maple
V20M

Natural Beech
on Maple
V21M

Medium Maple
V22M

Natural Cherry
V20C

Clear Cherry
V21C

Medium Amber
Cherry
V22C

Dark Cherry
V23C

Natural Walnut
V20W



Clear Walnut
V21W

Medium Walnut
V22W

Dark Walnut
V24W

Black Walnut
V23W

Quarter-Cut – Low Sheen



Clear Maple
V2AM

Natural Beech
on Maple
V2BM

Medium Maple
V2CM

Natural Cherry
V2AC

Clear Cherry
V2BC

Medium Amber
Cherry
V2CC

Dark Cherry
V2DC

Natural Walnut
V2AW



Clear Walnut
V2BW

Medium Walnut
V2CW

Dark Walnut
V2EW

Veneer Palette

For Conference and Multipurpose Tables, Storage, Casegoods, Occasional Tables, and Seating

► See *Veneer Matrix* for availability by product list, page 46.

Steelcase Veneers (open pore only)

Ash – Quarter-Cut



Ash
3042

Cherry – Flat-Cut



Clear Cherry
3402



Natural Cherry **E**
3412



Medium Cherry
3422

Maple – Flat-Cut



Clear Maple
3522



Winter on Maple
E34/21 3582




Blonde on Maple **E**
3592

Maple – Quarter-Cut



Clear Maple
3222



Blonde on Maple **E**
3292

Walnut – Flat-Cut




Graphite Walnut
3062



Clear Walnut
3702



Natural Walnut
3712



Dark Mahogany
on Walnut **E34/21**
3722



Medium Walnut **E**
3752



Dark Walnut
3762



Medium Mahogany
on Walnut
3772

Walnut – Quarter-Cut



Clear Walnut
3302



Natural Walnut
3312



Dark Mahogany
on Walnut **E34/21**
3322



Medium Walnut **E**
3352



Dark Walnut
3362



Medium Mahogany
on Walnut
3372



Graphite Walnut
3382

E=Established

E34/21 = Last order entry
April 18, 2021

Veneer Palette continued

For Conference and Multipurpose Tables, Storage, Casegoods, Occasional Tables, and Seating

▶ See *Veneer Matrix* for availability by product list, page 46.

Steelcase Veneers (open pore only)

Premium Wood – Quarter-Cut



Figured Anegre
3832

Oak – Rift-Cut



Desert Oak
3602



Warm Oak **E4/22**
3612



Medium Cherry
3422

Planked Veneer



Planked Cherry
3P41




Planked Maple
3P51



Planked Oak
3P61



Planked Walnut
3P71



Unmarked Oak
3VFX


Natural Veneer



Quarter-Cut Blanch
Maple
32A2



Quarter-Cut
Thunder
Walnut
33A2



Flat-Cut Blanch
Maple
35A2



Rift-Cut Volcanic
Oak
36A2



Flat-Cut Thunder
Walnut
37A2

Composite, Flat-Cut—Select Surfaces



Oak
3JDX



Walnut
3JJX

E4/22 = Last order entry
April 17, 2022

E=Established

Veneer Palette

For Conference and Multipurpose Tables, Storage, Caseworks, Occasional Tables, and Seating

► See *Veneer Matrix* for availability by product list, page 46.

Composite, Quarter-Cut—Select Surfaces



European Walnut
3F8X



Zebrano
3GGX



Oak
3HGX



Walnut
3HVX



Cherry
3JQX



Night Cerused Oak
3ZNX

Denizen Wood



Quarter-Cut
Grey Ash
V2AA



Quarter-Cut Teak
V2AT




Rift-Cut Oak
V3AK

Exponents Painted MDF



Milk
V145



Black
V197

Enea Altzo943, Montara650 Tables and Seating



Light Oak
VP01



Smoked Oak
VP02



Black Oak*
VP03



Grey Oak
VP04



White Oak
VP05



Rift-Cut Oak**
V3AK

* VP03 Black Oak is equivalent in color to Steelcase finish 36A2 Volcanic Ash.

** V3AK Rift-Cut Oak is only available on Enea Altzo943.

Trees Embossed Wood



Medium Brown
EWMB



Natural
EWNT

Laminate

Laminate

Coalesse's graded laminate program includes our standard laminates, Steelcase High-Pressure Laminates, and standard High-Pressure Laminates from Nevamar, Wilsonart, Formica, and Pionite.

Standard Coalesse Laminate

Grade 1

Coalesse High-Pressure Laminates are priced as Grade 1.

High-Pressure Laminates listed below are not available on all products, check laminate matrix for availability.

2730	Arctic White
2746	Black
2826	White Nebula
2829	Poppyseed
2830	Charcoal
2884	Milk
2886	Maple
2887	Amber Cherry
2890	Folkstone BMV
2891	Ingot
2892	Ash
2894	Natural Cork
2895	Natural Walnut
2896	Dark Cork
2897	Desert Oak
2898	Satin Stainless

Standard Steelcase Laminate

Grade 1

All Steelcase High-Pressure Laminates may be specified on Coalesse products with exception (must be ordered as Special): Await tables, Enea tables, Enea Lottus tables, and Sidewalk tables. The use of Steelcase High-Pressure Laminate may be subject to extended lead times.

Fiber Laminate

2850	Vanadium Fiber
2852	Tungsten Fiber
2854	Vellum Fiber E
2859	Novell Fiber X34/22
2860	Granite Fiber
2861	Coconut Fiber X34/22
2862	Stucco Fiber E

Micro Laminate

2920	Marl Micro
2921	Gypsum Micro
2922	Clay Micro

Patina Laminate

2870	Blonde Bronze Patina
2871	Balckened Bronze Patina X10/22
2873	Instant Iron Patina

Solid Laminate

2722	Cream E
2730	Arctic White
2746	Black
2811	Mist E
2883	Seagull
2884	Milk
2885	Dune
2HAA	Persian Salt
2HAB	Rose
2HAC	Indigo
2HAD	Green Citrine
2HAE	Dark Olivine
2HAF	Cloudy
2HMG	Merle

Speckle Laminate

2820	Coffee Speckle E
2823	Driftwood Speckle
2824	Smoke Speckle
2825	Vanadium Speckle

Woodgrain Laminate

2406	Clear Cherry E
2409	Clear Maple
2410	Graphite Walnut
2412	Natural Cherry
2422	Medium Cherry
2511	Winter on Maple
2535	Virginia Walnut
2536	Blackwood E
2538	Clear Walnut
2539	Warm Oak X34/22
2592	Blonde on Maple E
2612	Marbled Maple E*
2614	Chocolate Walnut E*
2615	Marbled Cherry E*
2714	Natural Walnut E
2772	Medium Mahogany on Walnut X10/21
2HAK	Clear Oak
2HAN	Ash Noce
2HAT	Acacia
2HAW	Ash Wenge
2HBN	Bisque Noce
2HBW	Bisque Wenge
2HCN	Clay Noce
2HCW	Clay Wenge
2HSN	Storm Noce
2HSW	Storm Wenge
2HWA	Grey Kingswood
2HWB	Planked Walnut
2HWD	Resolute Walnut
2HWE	Natural Recon
2HWF	Smoked Walnut

Grade 2

Textured Laminate

2TH2	Fawn Cypress
2TH4	Saddle Oak
2TH5	Veranda Teak
2TH7	Walnut Heights
2UH1	Reclaimed Aggregate
2UH2	Reclaimed Gravel
2UH4	Cement*
2UH6	Sheetrock

*2612 Marbled Maple, 2614

Chocolate Walnut, 2615

Marbled Cherry, and 2UH4

Cement have limited availability, determined by product sizing and/or options.

Grade 3

Solid Laminate

24H1	Satin White
24H2	Satin Black
24H3	Satin Stone
24H4	Satin Mocha

Open Line Laminates

Customers can select laminates that are not offered as standard from select suppliers. Standard grade High-Pressure laminates can be specified in Grade 1 (290A) or Grade 2 (290B) as indicated below (subject to availability). Grade 2 laminates will have extended lead time. Select from any Coalesse or Steelcase standard edge band finish.

Contact Customer Service at 1.800.627.6770 to verify that your laminate selection falls within the categories noted below.

Directional patterns and woodgrains may be used on freestanding systems products, but will not be patterned matched.

Some standard High-Pressure Laminates, may not be available in the appropriate size to produce large products.

Wilsonart (Grade 1)
Standards (matte finish)
Exceptions: High definition which must be quoted as a special. Marker board which is grade 2.

Nevamar (Grade 2)
Solids (textured finish)
Patterns (textured finish)

Formica (Grade 2)
Color portfolio (matte finish)
Patterns (matte finish)
Formations (matte finish)

Pionite (Grade 2)
Decorative surfaces (suede finish)

Non-Standard Laminates
Coalesse can supply additional laminates for an upcharge. Contact your Coalesse sales consultant for a custom quotation. Custom upcharges will vary based upon the cost of the material specified and additional labor required to manufacture the products. Some non-standard laminates will not be available in the appropriate size to produce large Coalesse products. A sample of the laminate may be requested for approval. Some non-standard laminates may be subject to extended lead times.

X10/21 = Last order entry
October 17, 2021

X4/22 = Last order entry
April 17, 2022

X10/22 = Last order entry
October 16, 2022

E = Established

Coalesse

Laminate

High-Pressure Laminate Matrix

Legend

- = Not available
- = Available
- ▶ See specification pages for details.

Seating

	Standard Coalesse High-Pressure Laminate															Standard Steelcase High-Pressure Laminate														
	2730 Arctic White	2746 Black	2826 White Nebula	2829 Poppyseed	2830 Charcoal	2884 Milk	2886 Maple	2887 Amber Cherry	2890 Folkstone	2891 Ingot	2892 Ash	2894 Natural Cork	2895 Natural Walnut	2896 Dark Cork	2897 Desert Oak	2898 Satin Stainless	290N North Sea	2406 Clear Cherry ^E	2409 Clear Maple	2410 Graphite Walnut	2412 Natural Cherry	2422 Medium Cherry	24H1 Satin White	24H2 Satin Black	24H3 Satin Stone	24H4 Satin Mocha	2511 Winter on Maple			
Await	■	■	•	•	•	•	•	•	•	•	•	•	•	•	•	•	■	•	•	•	•	•	•	•	•	•	•	•		
Bix Podium Drawer Front	■	■	■	■	■	■	■	■	■	■	■	■	■	■	■	■	■	■	■	■	■	■	■	•	•	•	•	•		
Coupe	■	■	•	•	•	■	•	•	■	■	■	•	•	•	•	•	■	•	•	•	•	•	•	•	•	•	•	•		
Sidewalk Tablet	■	■	•	•	•	■	•	•	■	■	■	•	•	•	•	•	■	•	•	•	•	•	•	•	•	•	•	•		
Swathmore Grande	■	■	•	•	•	■	•	•	■	■	■	•	•	•	•	•	■	•	•	•	•	•	•	•	•	•	•	•		

Occasional Tables

Await	■	■	•	•	•	•	•	•	•	•	•	•	•	•	•	•	■	•	•	•	•	•	•	•	•	•	•	•
Bix Tables	■	■	■	■	■	■	■	■	■	■	■	■	■	■	■	■	■	■	■	■	■	■	■	■	■	■	■	■
Bob Tables	■	■	■	■	■	■	■	■	■	■	■	■	■	■	■	■	■	■	■	■	■	■	■	■	■	■	■	■
CG_1	■	■	■	■	■	■	■	■	■	■	■	■	■	■	■	■	■	■	■	■	■	■	■	■	■	■	■	■
Circa Tables	■	■	■	■	■	■	■	■	■	■	■	■	■	■	■	■	■	■	■	■	■	■	■	•	•	•	•	■
Enea	■	■	■	■	■	■	■	■	■	■	■	■	■	■	■	■	■	■	■	■	■	■	■	■	■	■	■	■
Enea Lottus	■	■	■	■	■	■	■	■	■	■	■	■	■	■	■	■	■	■	■	■	■	■	■	■	■	■	■	■
Lagunitas Tables	■	■	■	■	■	■	■	■	■	■	■	■	■	■	■	■	■	■	■	■	■	■	■	■	■	■	■	■
Lagunitas Focus Nook	■	■	■	■	■	■	■	■	■	■	■	■	■	■	■	■	■	■	■	■	■	■	■	■	■	■	■	■
Montara650	■	■	■	■	■	■	■	■	■	■	■	■	■	■	■	■	■	■	■	■	■	■	■	■	■	■	■	■
Sidewalk	■	■	■	■	■	■	■	■	■	■	■	■	■	■	■	■	■	■	■	■	■	■	■	■	■	■	■	■
SW_1	■	■	■	■	■	■	■	■	■	■	■	■	■	■	■	■	■	■	■	■	■	■	■	■	■	■	■	■

Tables and Casegoods


Au Lait	■	■	■	■	■	■	■	■	■	■	■	■	■	■	■	■	■	■	■	■	■	■	■	■	■	■	■	■
Ballet	■	■	■	■	■	■	■	■	■	■	■	■	■	■	■	■	■	■	■	■	■	■	■	■	■	■	■	■
Bob Tables	■	■	■	■	■	■	■	■	■	■	■	■	■	■	■	■	■	■	■	■	■	■	■	■	■	■	■	■
E-Table 2 Top	■	■	■	■	■	■	■	■	■	■	■	■	■	■	■	■	■	■	■	■	■	■	■	■	■	■	■	■
E-Table 2 Laminate Base	■	■	•	•	•	■	•	•	■	■	■	■	■	■	■	■	■	•	■	■	■	■	■	■	■	■	■	■
Enea	■	■	■	■	■	■	■	■	■	■	■	■	■	■	■	■	■	■	■	■	■	■	■	■	■	■	■	■
Enea Lottus	■	■	■	■	■	■	■	■	■	■	■	■	■	■	■	■	■	■	■	■	■	■	■	■	■	■	■	■
Host Collection	■	■	■	■	■	■	■	■	■	■	■	■	■	■	■	■	■	■	■	■	■	■	■	■	■	■	■	■
Montara650	■	■	■	■	■	■	■	■	■	■	■	■	■	■	■	■	■	■	■	■	■	■	■	■	■	■	■	■
Potrero415	■	■	■	■	■	■	■	■	■	■	■	■	■	■	■	■	■	■	■	■	■	■	■	■	■	■	■	■
Potrero415 Light	■	■	■	■	■	■	■	■	■	■	■	■	■	■	■	■	■	■	■	■	■	■	■	■	■	■	■	■
SW_1	■	■	■	■	■	■	■	■	■	■	■	■	■	■	■	■	■	■	■	■	■	■	■	■	■	■	■	■
Train	■	■	■	■	■	■	■	■	■	■	■	■	■	■	■	■	■	■	■	■	■	■	■	■	■	■	■	■

^E = Established

High-Pressure Laminate Palette

► See *High-Pressure Laminate Matrix* for availability by product list, page 54.

Standard Coalesse High-Pressure Laminate



*Available on Await only.

Standard Steelcase High-Pressure Laminate

Laminate



Micro Laminate



Speckle Laminate



3/4/22 = Last order entry
April 17, 2022

^E = Established

High-Pressure Laminate Palette *continued*

▶ See *High-Pressure Laminate Matrix* for availability by product list, page 54.

Standard Steelcase High-Pressure Laminate, continued

Micro Laminate




Blonde Bronze
Patina
2870

Blackened Bronze
Patina **10/22**
2871

Instant Iron Patina
2873

Solid Laminate



Satin White
24H1

Satin Black
24H2

Satin Stone
24H3


Satin Mocha
24H4

Cream **E**
2722

Mist **E**
2811

Seagull
2883

Dune
2885



Persian Salt
2HAA

Rose
2HAB

Indigo
2HAC

Green Citrine
2HAD

Dark Olivine
2HAE

Cloudy
2HAF

Merle
2HMG

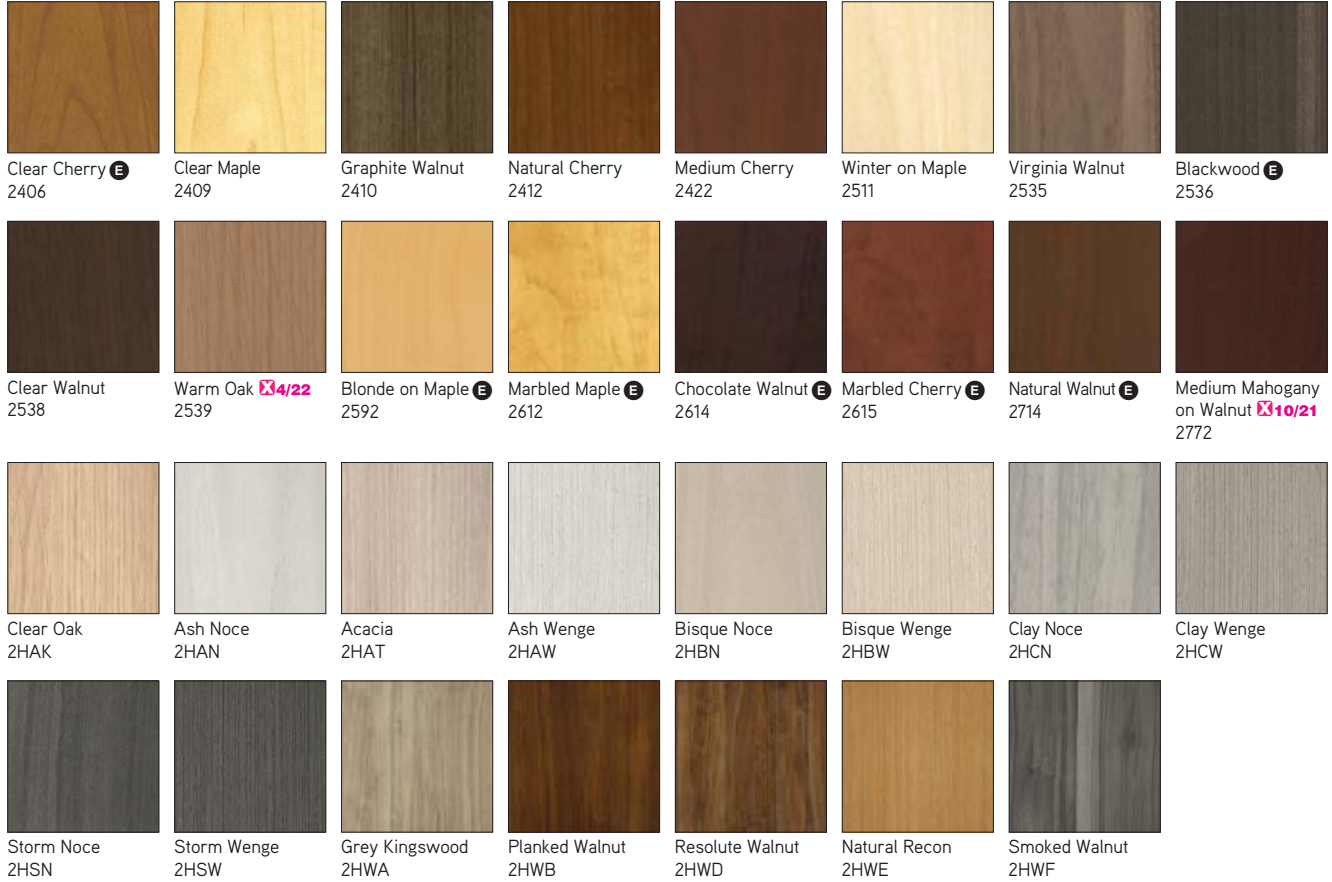
E = Established

10/22 = Last order entry
October 16, 2022

High-Pressure Laminate Palette

► See *High-Pressure Laminate Matrix* for availability by product list, page 54.

Woodgrain Laminate



Laminate

Textured Laminate



E = Established

10/21 = Last order entry
October 17, 2021

4/22 = Last order entry
April 17, 2022

Laminate Edge Band Matrix *continued*

Legend

- = Not available
- = Available
- ▶ See specification pages for details.

	6710 Storm Noce	6D10 Silver Metallic	6D11 Black	6D12 White	6T02 Fawn Cypress	6T04 Saddle Oak	6T05 Veranda Teak	6T07 Walnut Heights	2UH1 Reclaimed Aggregate	2UH2 Reclaimed Gravel	2UH4 Cement	2UH6 Sheetrock
Seating												
Swathmore Grande Mobile Tablet Self Edge	•	•	•	•	•	•	•	•	•	•	•	•
Occasional Tables												
Await Table 3 mm Edge	•	•	•	•	•	•	•	•	•	•	•	•
Bix Edge	■	•	•	•	■	■	■	■	■	■	■	■
Enea T-Mold Edge	•	■	■	■	•	•	•	•	•	•	•	•
Enea Lottus	•	•	•	•	•	•	•	•	•	•	•	•
Montara650	■	•	•	•	■	■	■	■	■	■	■	■
Tables and Casegoods												
Au Lait Convex Vinyl Edge	•	•	•	•	•	•	•	•	•	•	•	•
Au Lait Cast Urethane Edge	•	•	•	•	•	•	•	•	•	•	•	•
Await Table 3 mm Edge	•	•	•	•	•	•	•	•	•	•	•	•
Ballet Ribbed Vinyl Edge	•	•	•	•	•	•	•	•	•	•	•	•
Bix Edge (Bridge, work booth tables)	■	•	•	•	■	■	■	■	■	■	■	■
Bob Tables	■	•	•	•	■	■	■	■	■	■	■	■
E-Table 2 Convex Vinyl Edge	•	•	•	•	•	•	•	•	•	•	•	•
E-Table 2 3 mm Edge	■	•	•	•	■	■	■	■	■	■	•	■
Enea T-mold edge	•	■	■	■	•	•	•	•	•	•	•	•
Enea Lottus Phenolic Edge	•	•	•	•	•	•	•	•	•	•	•	•
Host Collection	•	•	•	•	•	•	•	•	•	•	•	•
Lagunitas Table 3 mm Edge	■	•	•	•	■	■	■	■	■	■	■	■
Lagunitas Focus Nook	■	•	•	•	■	■	■	■	■	■	■	■
Montara650	■	•	•	•	■	■	■	■	■	■	■	■
Potrero415	■	•	•	•	■	■	■	■	■	■	•	■
Potrero415 Light	■	•	•	•	■	■	■	■	■	■	■	■
SW_1	■	•	•	•	■	■	■	■	■	■	■	■
Train Signature Edge	•	•	•	•	•	•	•	•	•	•	•	•

Coalesse

Laminate Edge Band Matrix

Laminate

Recommended Worksurface 3 mm Edge Finishes

For Bix, E-Table2, Lagunitas, Montara650, Potrero415, and SW_1

Recommended Edge Colors—Coalesse and Steelcase High-Pressure Laminate

Edges

The recommended edge color will complement the laminate color you specify. Edge color is specified separately.

Laminate Color

Recommended 3 mm Edge Color

Solid Laminate

Coalesse:

2830 Charcoal	6000 Black
2890 Folkstone	6086 Folkstone
2891 Ingot	6012 Ingot
2892 Ash	6011 Ash

Pattern Laminate

Coalesse:

2826 White Nebula	6635 Dawn
2829 Poppyseed	6249 Platinum Solid
2894 Natural Cork	6126 Greige
2896 Dark Cork	6001 Coffee
2898 Satin Stainless	6093 Dove Grey

Woodgrain Laminate

Coalesse:

2886 Maple	6091 Fusion Maple
2887 Amber Cherry	6090 Amber Cherry
2895 Natural Walnut	6012 Ingot
2897 Desert Oak	6128 Taupe

Solid Laminate

Steelcase:

24H1 Satin White	6009 Arctic White
24H2 Satin Black	6000 Black
24H3 Satin Stone	6169 Stone
24H4 Satin Mocha	6170 Mocha
2722 Cream E	6631 Cream
2730 Arctic White	6009 Arctic White
2746 Black	6000 Black
2811 Mist E	6636 Mist
2883 Seagull	6053 Seagull
2884 Milk	6052 Milk
2885 Dune	6654 Sand
2HAA Persian Salt	61AA Persian Salt
2HAB Rose	61AB Rose
2HAC Indigo	61AC Indigo
2HAD Green Citrine	61AD Green Citrine
2HAE Dark Olivine	61AE Dark Olivine
2HAF Cloudy	61AF Cloudy
2HMG Merle	6527 Merle

Woodgrain Laminate

Steelcase:

2406 Clear Cherry E	6234 Clear Cherry E
2409 Clear Maple	6237 Clear Maple
2410 Graphite Walnut	6231 Graphite Walnut
2412 Natural Cherry	6034 Natural Cherry
2422 Medium Cherry	6036 Medium Cherry
2511 Winter on Maple	6037 Winter on Maple
2535 Virginia Walnut	6242 Virginia Walnut
2536 Blackwood E	6243 Blackwood E
2538 Clear Walnut	6245 Clear Walnut
2539 Warm Oak	6246 Warm Oak
2592 Blonde on Maple E	6038 Blonde on Maple E
2612 Marbled Maple E	6676 Marbled Maple E
2614 Chocolate Walnut E	6677 Chocolate Walnut E
2615 Marbled Cherry E	6678 Marbled Cherry E
2714 Natural Walnut E	6041 Natural Walnut E

E = Established

Recommended Worksurface 3 mm Edge Finishes

For Bix, E-Table2, Lagunitas, Montara650, Potrero415, and SW_1

Recommended Edge Colors—Coalesse and Steelcase High-Pressure Laminate, continued

Edges

The recommended edge color will complement the laminate color you specify. Edge color is specified separately

Laminate Color	Recommended 3 mm Edge Color
Woodgrain Laminate, continued	
Steelcase:	
2HAK Clear Oak	6219 Clear Oak
2HAN Ash Noce	6707 Ash Noce
2HAT Acacia	6213 Acacia
2HAW Ash Wenge	6703 Ash Wenge
2HBN Bisque Noce	6708 Bisque Noce
2HBW Bisque Wenge	6705 Bisque Wenge
2HCN Clay Noce	6709 Clay Noce
2HCW Clay Wenge	6706 Clay Wenge
2HSN Storm Noce	6710 Storm Noce
2HSW Storm Wenge	6704 Storm Wenge
Fiber Laminate	
Steelcase:	
2850 Vanadium Fiber	6654 Sand
2852 Tungsten Fiber	6636 Mist
2854 Vellum Fiber E	6655 Warm White
2859 Novell Fiber	6001 Coffee
2860 Granite Fiber	6000 Black
2861 Coconut Fiber	6654 Sand
2862 Stucco Fiber E	6053 Seagull
Micro Laminate	
Steelcase:	
2920 Marl Micro	6053 Seagull
2921 Gypsum Micro	6654 Sand
2922 Clay Micro	6654 Sand
Patina Laminate	
Steelcase:	
2870 Blonde Bronze Patina	6654 Sand
2871 Blackened Bronze Patina	6615 Grey V5
2873 Instant Iron Patina	6615 Grey V5
Speckle Laminate	
Steelcase:	
2820 Coffee Speckle E	6631 Cream
2823 Driftwood Speckle	6631 Cream
2824 Smoke Speckle	6636 Mist
2825 Vanadium Speckle	6619 Ice E
Textured Laminate	
Steelcase:	
2TH2 Fawn Cypress	6T02 Fawn Cypress
2TH4 Saddle Oak	6T04 Saddle Oak
2TH5 Veranda Teak	6T05 Veranda Teak
2TH7 Walnut Heights	6T07 Walnut Heights
2UH1 Reclaimed Aggregate	6T08 Reclaimed Aggregate
2UH2 Reclaimed Gravel	6T09 Reclaimed Gravel
2UH4 Cement*	6T10 Cement
2UH6 Sheetrock	6T12 Sheetrock

*2UH4 Cement is not available on E-Table 2 and Potrero415.

E = Established

Glass

Glass

Not all glass selections are available on every product. Refer to glass matrix for availability by product.

Coalesse Back-Painted Glass

- 6720 Sand
- 6721 Pewter
- 6722 Mojave
- 6723 Terra
- 6724 Jade
- 6725 Ocean
- ACM Moonlight
- ACS Sage
- ACP Poppy
- ACG Goldenrod
- ACB Black
- ACC Sea Salt/Crystal Spring

Steelcase Back-Painted Glass

- 6586 Green Citrine
- 6BB1 Cloud
- 6BB2 Rose Quartz
- 6BB3 Olivine
- 6BB4 Electric Indigo

Glass

- 6511 Acid Etched
- AC Absolute Clear
- CG Clear Green

Exclusive to Carl Hansen products:

- 6513 Clear Glass


Exclusive to EMU products:

- 6547 Transparent
- 6548 Smoke Grey


Glass Palette

► See *Glass Matrix* for availability by product list, page 67.


Coalesse Back-Painted Glass



Steelcase Back-Painted Glass



Glass



Metal/Paint

Metal/Paint

Coalesse powder coats all painted metal components for an exceptionally durable, environmentally responsible finish — eliminating VOC's (volatile organic compounds) from being released into the environment. Electrostatically charged powder coat material is applied to an exacting thickness and then temperature baked, resulting in a smooth, flawless finish that is abrasion and impact resistant. The following Coalesse metal finishes are available:

Paint

Coalesse Standard Paint—Neutrals

Grade 1

4138	Graphite Gloss
4140	Arctic White Gloss
4141	Platinum Matte
4142	Platinum Gloss
4144	Black Gloss (formerly anthracite gloss)
4145	Milk Gloss
4146	Champagne Matte
4147	Champagne Gloss
4148	Midnight Brown Gloss
4180	Graphite Matte
4193	Midnight Brown Matte
4242	Milk Matte
4710	Low Gloss Black
7196	Midnight Brown Textured
7197	Anthracite Textured

Coalesse Standard Paint—Colors

Grade 1

4065	Blue Ink Textured
4066	Ocean Textured
4067	Ice Textured
4068	Olive Textured
4069	Honey Textured
4070	Currant Textured
4071	Saffron Textured

Steelcase Paint

Accent Paints

Grade 3

1ATB	Cloud
1ATG	Rose Quartz
1ATH	Olivine
1ATJ	Sea Salt
1ATK	Citrine
4AQB	Wasabi
4AQ9	Scarlet
4AV3	Blue Jay
4AV4	Baltic
4AX0	Flash
4AX1	Citron
4AY2	Chili
4AZ5	Marlin
4BQ7	Fuchsia
4CZ1	Aubergine
4CZ2	Peacock
4CZ3	Jungle
4CZ4	Merlot
4CZ5	Honey
4CZ6	Lagoon
4CZ7	Saffron
4CZ8	Light Peacock
4EE9	Electric Indigo

Lux Coatings

Grade 3

4B20	Obsidian
4B22	Matte Brass
4B23	Burnished Bronze
4B24	Night Bronze
4B25	Matte Copper
4B26	Smoked Mica
4B27	Blue Steel
4B28	Silver Lilac
4B29	Cast Iron
4B30	Bright Gold

Applies to: EMU Advanced Collection*

4251	EMU Brown
4257	Antique Iron
7234	EMU Black
7271	EMU White
7272	Blue
7273	Green
7294	EMU Grey/Green
7296	EMU Taupe
7297	EMU Corten
7318	Cloud Grey
7319	Sand
7391	EMU Poppy

*Not all colors available on all products as standard, consult EMU advanced paint matrix.

Applies to: Enea

4018	Silver Metallic
4016	White Gloss
4017	Black Gloss

Applies to: Enea Lottus

4062	Anthracite Grey Textured
4063	Cool Grey Textured
4064	Sand Textured
4218	Platinum Silver
7207	Black Textured
7241	Arctic White Textured

Applies to: Enea café wood stool

(Available on seat casting only)	
4062	Anthracite Grey Textured
7207	Black
7241	Arctic White

Applies to: Exponents (Base, Accent Ribbon, Handle, and Grommet)

4135	Black Matte
4141	Platinum Matte

Applies to: Exponents mobile displays (Base, Handle, and Inner Frame)

4135	Black Matte
4145	Milk Gloss

Applies to: LessThanFive Essential Series

4283	Cloud Matte
4284	Sand Matte
4285	Black Matte
4286	Ice Matte

Applies to: LessThanFive

4287	Slate Blue Matte
4288	Fern Matte
4289	Lemongrass Matte
4290	Coral Matte
4291	Poppy Matte
4292	Currant Matte
4293	Black Fade Matte
4294	White Fade Matte

Metal

Anodized Aluminum

Applies to: Rod or disc pulls
5200 Satin Aluminum

Brushed Aluminum

Applies to: Lox stool
9251 Brushed Aluminum

Polished Aluminum

Applies to: Lox chair, Potrero415, and Bindu conference bases
8046 Polished Aluminum

Applies to: Bob, SW_1, and Massaud conference bases

8040 Aluminum Matte
Polished

Chrome

9201 Chrome
9207 Polished trivalent chrome
9208 Etched trivalent chrome

Brushed Nickel

Applies to: Millbrae seating and tables, and Denizen tables
9238 Brushed Nickel

Carl Hansen Base Finishes

4860 Black Powder Coat*
4861 Chrome*
4862 Stainless Steel
*Only available on CH88 and CH88P

Potrero415 and Potrero415 Light Leg Rings

9201 Chrome
9260 Black Chrome
9261 Copper

Carbon Weave

LessThanFive Woven Carbon Fiber

4233 Carbon Weave*
*4233 Carbon Weave has a clear coat finish over woven carbon fiber.

Custom Paint

Coalesse Color

Grade 3

Custom Capabilities

Coalesse Color empowers more personal expression by expanding your color choices through our custom capabilities. Choose any standard paint color or any color to match on select, preset Coalesse products, through a Grade 3 paint upcharge. Consult the paint matrix for eligible products and the Coalesse specification guides for pricing.

Tip: Other Coalesse product lines can be quoted through Specials.

Gloss Levels

Custom color requests can be matched in a smooth, non-metallic finish with a gloss (40% gloss level) or matte (12% gloss level) finish. Metallic paints are not available through the Coalesse color program, but can be matched in an opaque, non-metallic finish.

Strike-off Sample

Strike-off samples are not required for standard Coalesse or Steelcase finishes. Pantone® color matches do not require approval, but may be requested at the cost listed below. All other color match requests require a strike-off and customer approval of the strike-off. Strike-offs are produced within 2 weeks and are \$500 net per color matched. A dealer PO number is required to initiate the process. We have the following Pantone color books to reference: solid colors (coated and uncoated), home interiors (lacquered on paper), neon/pastel (coated and uncoated), and metallic (coated). For all other matches, a 2" x 2" representation of the color to be matched is needed. A color card/chip is recommended, but fabrics, carpets, accessories, or other samples can be used.

Commercially Accepted Tolerances

The color match from the custom color sample to actual production will be within commercially accepted tolerances. Custom paint colors are formulated to minimize shifts under different lighting conditions. Particular care should be taken if high-intensity discharge light is used at the installation because it can give the appearance of a mismatch between color sample and product.

Custom Color Request Process

1. Initiate a custom color request through our Concierge Specials team:
1.800.627.6770
specialorders@coalesse.com
 - Include Pantone reference number
 - If sending in a physical sample to be matched, please contact our Concierge Specials team for the ship-to address.
 - If strike-off is required or requested, include dealer PO number to charge \$500 net fee.
 - Color match requests are processed within two weeks of request, or receipt of physical samples.
2. Upon completion of match or strike-off approval, a special paint finish code will be made available for order entry.
3. Use the custom color finish code to place your order:
 - Grade 3 paint upcharge will apply
 - Select custom paint finish 4990 (Grade 3 paint) and then enter custom color finish code that has been provided.
 - If a Steelcase PerfectMatch paint has already been approved with ID number, this code can be used to place an order.
 - Additional lead time of 20 working days added to standard published lead time after order is received.

Coalesse

Custom Paint

Metal/Paints Matrix

Legend

- = Not available
- = Available
- ▶ See specification pages for details.

Seating

Bindu Conference
Bindu Guest
Bix
Bob
Capa
Chord
Circa
Coupe
Enea
Enea Café Wood Stool
Enea Lottus
Lagunitas
Last Minute
LessThanFive
LessThanFive Essential
Lox Chair
Lox Stool
Marien152
Massaud Conference
Massaud Lounge
Millbrae
Montara650
Sistema Lounge System
SW_1
Switch
Topo Lounge
Visalia
Wrapp

Occasional Tables

Bix (vinyl version)
Bob
Circa
Enea
Enea Lottus
Lagunitas
Millbrae
Montara650
Switch
SW_1

Coalesse Standard Paint—Neutrals														Coalesse Standard Paint—Colors														Product Line Exclusives				
4135 Black Matte	4138 Graphite Gloss	4140 Arctic White Gloss	4141 Platinum Matte	4142 Platinum Gloss	4144 Black Gloss	4145 Milk Gloss	4146 Champagne Matte	4147 Champagne Gloss	4148 Midnight Brown Gloss	4180 Graphite Matte	4193 Midnight Brown Matte	4242 Milk Matte	4710 Low Gloss Black	7196 Midnight Brown Textured	7197 Anthracite Textured	4065 Blue Ink Textured	4066 Ocean Textured	4067 Ice Textured	4068 Olive Textured	4069 Honey Textured	4070 Currant Textured	4071 Saffron Textured	LessThanFive Exclusive Finishes	LessThanFive Essential Exclusive Finishes	Enea Exclusive Finishes	Enea Café Wood Exclusive Finishes	Enea Lottus Exclusive Finishes					
Bindu Conference	•	•	•	•	•	•	•	•	•	•	•	•	•	•	•	•	•	•	•	•	•	•	•	•	•	•	•	•				
Bindu Guest	•	•	•	•	•	■	•	•	•	•	•	•	•	•	•	•	•	•	•	•	•	•	•	•	•	•	•	•				
Bix	•	■	■	■	■	■	■	■	■	•	•	•	•	•	■	■	•	•	•	•	•	•	•	•	•	•	•	•				
Bob	•	■	•	■	■	■	■	■	■	■	■	■	■	■	■	■	■	■	■	■	■	■	■	•	•	•	•	•				
Capa	•	•	•	•	•	•	•	•	•	•	•	•	•	•	•	•	•	•	•	•	•	•	•	•	•	•	•	•				
Chord	•	•	•	•	•	■	•	•	•	•	•	•	•	•	•	•	•	•	•	•	•	•	•	•	•	•	•	•				
Circa	•	■	■	■	■	■	■	■	■	■	■	■	■	■	■	■	■	■	■	■	■	■	■	•	•	•	•	•				
Coupe	•	■	■	■	■	•	•	•	•	•	•	•	•	•	•	•	•	•	•	•	•	•	•	•	•	•	•	•				
Enea	•	•	•	•	•	•	•	•	•	•	•	•	•	•	•	•	•	•	•	•	•	•	•	•	•	•	•	•				
Enea Café Wood Stool	•	•	•	•	•	•	•	•	•	•	•	•	•	•	•	•	•	•	•	•	•	•	•	•	•	•	•	•				
Enea Lottus	•	•	■	•	■	■	•	■	•	•	•	•	•	•	•	■	■	■	■	■	■	■	■	•	•	■	•	■				
Lagunitas	•	•	•	■	•	•	•	•	•	•	•	•	•	■	•	•	•	•	•	•	•	•	•	•	•	•	•	•				
Last Minute	•	•	•	•	•	•	•	•	•	•	•	•	•	•	•	•	•	•	•	•	•	•	•	•	•	•	•	•				
LessThanFive	•	•	•	•	•	•	•	•	•	•	•	•	•	•	•	•	•	•	•	•	•	•	■	•	•	•	•	•				
LessThanFive Essential	•	•	•	•	•	•	•	•	•	•	•	•	•	•	•	•	•	•	•	•	•	•	■	■	•	•	•	•				
Lox Chair	•	•	•	•	•	•	•	•	•	•	•	•	•	•	•	•	•	•	•	•	•	•	•	•	•	•	•	•				
Lox Stool	•	•	•	•	•	•	•	•	•	•	•	•	•	•	•	•	•	•	•	•	•	•	•	•	•	•	•	•				
Marien152	•	■	•	■	■	■	■	■	■	■	■	■	■	■	■	■	■	■	■	■	■	■	■	•	•	•	•	•				
Massaud Conference	•	■	•	■	■	■	■	■	■	■	■	■	■	■	■	■	■	■	■	■	■	■	■	•	•	•	•	•				
Massaud Lounge	•	•	•	■	•	•	•	■	•	•	■	■	■	■	■	■	■	■	■	■	■	■	■	•	•	•	•	•				
Millbrae	•	■	•	■	•	■	■	■	■	■	■	■	■	■	■	■	■	■	■	■	■	■	■	•	•	•	•	•				
Montara650	•	■	•	■	•	■	■	■	■	■	■	■	■	■	■	■	■	■	■	■	■	■	■	•	•	•	•	•				
Sistema Lounge System	•	■	•	■	■	■	■	■	■	■	■	■	■	■	■	■	■	■	■	■	■	■	■	•	•	•	•	•				
SW_1	•	•	•	•	•	•	•	•	•	•	•	•	•	•	•	•	•	•	•	•	•	•	•	•	•	•	•	•				
Switch	•	•	•	•	•	•	•	•	•	•	•	•	•	•	•	•	•	•	•	•	•	•	•	•	•	•	•	•				
Topo Lounge	•	■	■	■	■	■	■	■	■	■	■	■	■	■	■	■	■	■	■	■	■	■	■	•	•	•	•	•				
Visalia	•	■	•	■	•	■	■	•	■	■	■	■	■	■	■	■	■	■	■	■	■	■	■	•	•	•	•	•				
Wrapp	•	•	•	•	•	•	•	•	•	•	•	•	•	•	•	•	•	•	•	•	•	•	•	•	•	•	•	•				
Bix (vinyl version)	•	■	■	■	■	■	■	■	■	■	■	■	■	■	■	■	■	■	■	■	■	■	■	•	•	•	•	•				
Bob	•	■	•	■	■	■	■	■	■	■	■	■	■	■	■	■	■	■	■	■	■	■	■	•	•	•	•	•				
Circa	•	■	■	■	■	■	■	■	■	■	■	■	■	■	■	■	■	■	■	■	■	■	■	•	•	•	•	•				
Enea	•	•	•	•	•	•	•	•	•	•	•	•	•	•	•	•	•	•	•	•	•	•	•	•	■	•	•	•				
Enea Lottus	•	•	■	•	■	■	■	■	■	■	■	■	■	■	■	■	■	■	■	■	■	■	■	•	•	■	•	■				
Lagunitas	•	■	■	■	■	■	■	■	■	■	■	■	■	■	■	■	■	■	■	■	■	■	■	•	•	•	•	•				
Millbrae	•	■	•	■	•	■	■	•	■	■	■	■	■	■	■	■	■	■	■	■	■	■	■	•	•	•	•	•				
Montara650	•	■	•	■	•	■	■	■	■	■	■	■	■	■	■	■	■	■	■	■	■	■	■	•	•	•	•	•				
Switch	•	•	•	•	•	•	•	•	•	•	•	•	•	•	•	•	•	•	•	•	•	•	•	•	•	•	•	•				
SW_1	•	•	•	•	•	•	•	•	•	•	•	•	•	•	•	•	•	•	•	•	•	•	•	•	•	•	•	•				

Metal/Paints Matrix *continued*

Legend

- = Not available
- = Available
- ▶ See specification pages for details.

Tables and Casegoods


- Au Lait
- Ballet
- Bix
- Bob
- CG_1
- Denizen
- E-Table 2
- Enea
- Enea Lottus
- Exponents
- Exponents Mobile Display
- Lagunitas
- Lagunitas Focus Nook
- Millbrae
- Montara650
- Potrero415
- Potrero415 Light
- SW_1
- Train

	Coalesse Standard Paint—Neutrals														Coalesse Standard Paint—Colors								Product Line Exclusives						
	4135 Black Matte	4138 Graphite Gloss	4140 Arctic White Gloss	4141 Platinum Matte	4142 Platinum Gloss	4144 Black Gloss	4145 Milk Gloss	4146 Champagne Matte	4147 Champagne Gloss	4148 Midnight Brown Gloss	4180 Graphite Matte	4193 Midnight Brown Matte	4242 Milk Matte	4710 Low Gloss Black	7196 Midnight Brown Textured	7197 Anthracite Textured	4065 Blue Ink Textured	4066 Ocean Textured	4067 Ice Textured	4068 Olive Textured	4069 Honey Textured	4070 Currant Textured	4071 Saffron Textured	LessThanFive Exclusive Finishes	LessThanFive Essential Exclusive Finishes	Enea Exclusive Finishes	Enea Café Wood Exclusive Finishes	Enea Lottus Exclusive Finishes	
Au Lait	•	•	•	•	•	•	•	•	•	•	•	•	•	•	•	•	•	•	•	•	•	•	•	•	•	•	•	•	•
Ballet	•	■	■	■	■	■	■	■	■	•	•	•	•	•	•	■	■	•	•	•	•	•	•	•	•	•	•	•	•
Bix	•	•	•	•	•	•	•	•	•	•	•	•	•	•	•	■	■	•	•	•	•	•	•	•	•	•	•	•	•
Bob	•	■	•	■	■	■	■	■	■	■	■	■	■	■	■	■	■	■	■	■	■	■	■	■	■	■	■	■	■
CG_1	•	•	•	■	•	•	•	•	•	■	■	■	■	■	•	•	•	•	•	•	•	•	•	•	•	•	•	•	•
Denizen	•	■	•	•	■	■	■	■	■	•	•	•	•	•	•	•	•	•	•	•	•	•	•	•	•	•	•	•	•
E-Table 2	•	■	■	■	■	■	■	■	■	•	•	•	•	■	■	■	•	•	•	•	•	•	•	•	•	•	•	•	•
Enea	•	•	•	•	•	•	•	•	•	•	•	•	•	•	•	•	•	•	•	•	•	•	•	•	•	■	•	•	•
Enea Lottus	•	•	■	•	■	■	■	•	■	•	•	•	•	•	•	•	■	■	■	■	■	■	■	•	•	•	•	•	•
Exponents	■	•	•	■	•	•	•	•	•	•	•	•	•	•	•	•	•	•	•	•	•	•	•	•	•	•	•	•	•
Exponents Mobile Display	■	•	•	•	•	•	■	•	•	•	•	•	•	•	•	•	•	•	•	•	•	•	•	•	•	•	•	•	•
Lagunitas	•	■	•	■	■	■	■	■	■	■	■	■	■	■	■	■	■	■	■	■	■	■	■	■	■	■	■	■	■
Lagunitas Focus Nook	•	•	•	•	•	•	•	•	•	■	•	■	■	■	•	•	•	•	•	•	•	•	•	•	•	•	•	•	•
Millbrae	•	■	•	■	•	■	■	•	■	■	■	■	■	■	■	■	■	■	■	■	■	■	■	■	■	■	■	■	■
Montara650	•	■	•	■	•	■	■	■	■	■	■	■	■	■	■	■	■	■	■	■	■	■	■	■	■	■	■	■	■
Potrero415	•	■	•	■	■	■	■	■	■	■	■	■	■	■	■	■	■	■	■	■	■	■	■	■	■	■	■	■	■
Potrero415 Light	•	■	•	■	■	■	■	■	■	■	■	■	■	■	■	■	■	■	■	■	■	■	■	■	■	■	■	■	■
SW_1	•	•	•	•	•	•	•	•	•	•	•	•	•	•	•	•	•	•	•	•	•	•	•	•	•	•	•	•	•
Train	•	■	■	■	■	■	■	■	■	■	■	■	■	■	■	■	■	■	■	■	■	■	■	■	■	■	■	■	■


Metal/Paints Palette

► See *Metal/Paints Matrix* for availability by product list, page 72.


Coalesse Standard Powder Coat Paint—Neutral



Coalesse Standard Powder Coat Paint—Color



Steelcase Accent Paints




Metal/Paints Palette

Steelcase Lux Coatings




Denizen Paint Colors - Standard specifiable powder coat options



Enea Paint




Enea Café Wood Stool Paint (available on seat casting only)



Metal/Paints Palette *continued*


► See *Metal/Paints Matrix* for availability by product list, page 72.

Enea Lottus Exclusive Paint Finishes



**Not available on Enea Lottus Tables.*


Exponents Paint Colors




Exponents Mobile Display Paint Colors



Potrero415 and Potrero415 Light Metal Leg Ring Color



Carl Hansen Base Finishes



Metal/Paints Palette

LessThanFive Essential Series Smooth Paint




Cloud Matte
4283

Sand Matte
4284

Black Matte
4285

Ice Matte
4286

LessThanFive Smooth Paint



Slate Blue Matte
4287

Fern Matte
4288

Lemongrass Matte
4289

Coral Matte
4290


Poppy Matte
4291

Currant Matte
4292

Black Fade Matte
4293

White Fade Matte
4294

LessThanFive Woven Carbon Fiber



Carbon Weave
4233*

**4233 Carbon Weave has a clear coat finish over woven carbon fiber.*

EMU Advanced Collection Paint Matrix

Legend

- = Not available
- = Available
- ▶ See specification pages for details.

	4251 EMU Brown	4257 Antique Iron	7234 EMU Black	7271 EMU White	7272 Blue	7273 Green	7294 EMU Grey/Green	7296 EMU Taupe	7297 EMU Corten	7318 Cloud Grey	7319 Sand	7391 EMU Poppy
Heaven Seating, Tables, and Pouf	•	•	■	■	•	•	•	•	•	•	•	•
Heaven Vases	•	•	•	■	•	•	•	•	•	•	•	•
Pattern Collection	•	•	■	■	■	■	•	•	•	•	•	■
Round Collection	■	■	■	■	•	•	•	•	•	•	•	•
Kira Tables	•	•	■	■	•	•	■	•	•	•	•	•
Terramare Collection	■	•	■	■	•	•	■	•	■	•	•	•
Lyze Collection	•	•	■	■	•	•	■	■	•	■	■	■

Tip: Select product lines allow for other EMU paint finishes (those shown as not available on the matrix) as an available option. Consult the Coalesse Seating Specification Guide for details.


EMU Paint Palette

► See *EMU Advanced Collection Paint Matrix* for availability by product list, page 80.

EMU Collection



EMU Brown
4251



Antique Iron
4257




EMU Black
7234



EMU White
7271



Blue
7272




Green
7273




EMU Grey/Green
7294



EMU Taupe
7296



EMU Corten
7297



EMU Poppy
7391

Miscellaneous

Convex Vinyl Edge Band

Applies to:

- Au Lait (includes cast urethane) and E-Table vinyl
- | | |
|------|------------|
| 6000 | Black |
| 6607 | Woodrose |
| 6609 | Smoke |
| 6655 | Warm White |

Cast Urethane Edge

Applies to:

- Au Lait
- | | |
|------|------------|
| 6000 | Black |
| 6607 | Woodrose |
| 6609 | Smoke |
| 6655 | Warm White |

Fiber Cement

Applies to:

- EMU Lyze Collection
- | | |
|------|------------|
| FC01 | White/Grey |
|------|------------|

Porcelain Stoneware

Applies to:

- EMU Kira and Terramare Tables
- | | |
|------|-----------------|
| ST01 | Basaltina |
| ST02 | Statuario White |
| ST03 | Emperador |
| ST04 | Fokos Rena |
| ST05 | Savoia Grey |

Plastic

Applies to:

- Enea
- | | |
|------|-----------------|
| 003 | White |
| 0015 | Sand |
| 0017 | Cool Grey |
| 0400 | Black |
| 0405 | Periwinkle |
| 0406 | Alabaster |
| 0414 | Anthracite Grey |

Applies to:

- Enea Altzo943, Enea café wood and Enea Lottus
- | | |
|------|-----------------|
| 003 | White |
| 0015 | Sand |
| 0017 | Cool Grey |
| 0400 | Black |
| 0414 | Anthracite Grey |
| 0422 | Blue Ink |
| 0423 | Ocean |
| 0424 | Ice |
| 0425 | Olive |
| 0426 | Honey |
| 0427 | Currant |
| 0428 | Saffron |

Tip: Not all colors available on all products. Consult the Enea plastic matrix for product line availability.

Applies to:

- Enea café wood stool shell
- | | |
|------|-----------------|
| 003 | White |
| 0017 | Cool Grey |
| 0400 | Black |
| 0414 | Anthracite Grey |

Applies to:

- Exponents mobile cart, moby, and mobile display casters
- | | |
|------|--------------|
| 6000 | Black |
| 6009 | Arctic White |

Applies to:

- Lox chairs
- | | |
|------|--------|
| 6345 | Black |
| 6346 | White |
| 6349 | Greige |

Applies to:

- Lox stools
- | | |
|------|-------------|
| 6347 | Black Gloss |
| 6348 | White Gloss |

Applies to:

- SW_1 tablets, grommet, barrier, wire manager, substructure, and lounge tablet
 - Sebastopol grommet
 - Sistema lounge system box table cylinder
 - Potrero415 and Potrero415 Light PowerPod grommet, substructure for glass and solid surface tops
- | | |
|------|-------|
| 6000 | Black |
| 6052 | Milk |

Applies to:

- Lagunitas focus nook light grommet and Potrero415 Light power modules
- | | |
|------|----------|
| 6000 | Black |
| 6052 | Milk |
| 6D03 | Graphite |

Applies to:

- Grommet, spheres, flex-gangers, Mini-Port, Interport, casters, horizontal wire manager, and vertical wire manager
- Black plastic

TAP Power Module Door Finishes

Brushed Anodized Aluminum

Applies to:

- Host
- | | |
|------|--------|
| 8044 | Black |
| 8047 | Silver |

Utility Bay

Applies to:

- E-Table 2
- | | |
|------|---------------|
| 4137 | Matte Black |
| 4745 | Nickel Mica |
| 4746 | Silver Mica |
| 4747 | Charcoal Mica |

Glass Doors

Applies to:

- Host credenzas
- Frosted glass

Locks

Applies to:

- Denizen and Exponents
- | | |
|------|--------------|
| 9211 | Nickel |
| 9250 | Ember Chrome |

Interior and Plinth

Applies to:

- Host credenzas
- Black Melamine

Papercord Seating

Applies to:

- Carl Hansen & Son
- | | |
|------|---------|
| P500 | Black |
| P501 | Natural |
| P502 | White* |
- * White papercord is available on CH24 Wishbone chair only.

Solid

Applies to:

- Denizen, Exponents, Potrero415, and SW_1 tables
- | | |
|------|---------------|
| 2801 | Glacier White |
|------|---------------|

Applies to:

- CG_1
- | | |
|------|----------------|
| 2010 | Black |
| 2011 | Midnight Black |
| 2012 | Blue |
| 2013 | Red |
| 2801 | Glacier White |

Grommet

Applies to:

- Exponents
- | | |
|------|----------------|
| 4135 | Black Matte |
| 4141 | Platinum Black |

Power, Voice Data Modules

Applies to:

- Exponents
- | | |
|------|--------------------|
| 4140 | Arctic White Gloss |
| 4141 | Black Gloss |

Soft Surface Worksurface

Applies to:

- Free Stand
- | | |
|------|-------|
| 4433 | Black |
|------|-------|

Glossy Laminate

Applies to:

- Sebastopol
- | | |
|------|---------------------|
| 2001 | Smoky White Glossy |
| 2002 | Studio Gray Glossy |
| 2003 | Wrought Iron Glossy |
| 2004 | Black Pearl Glossy |
| 2005 | Liberty Red Glossy |

Power Module Finishes

Brushed Anodized Aluminum

Applies to:

- Potrero415
- | | |
|------|--------|
| 8044 | Black |
| 8047 | Silver |

Miscellaneous

Arzu Rug Patterns and Colorways

Applies to:

- Arzu Rug Collection pile and texture rugs

Benefit	Blue Grey
Benefit	Deep Sea
Benefit	French Horn
Benefit	Puritan Grey
Condensation	Deep Sea
Condensation	Mushroom
Condensation	Navy
Condensation	Puritan Grey
Light	Deep Sea**
Light	Mushroom**
Light	Navy**
Light	Steel**
Mystify	Blue Grey
Mystify	Dark Purple
Mystify	Mushroom
Mystify	Navy
Rust	Dark Purple
Rust	Deep Sea
Rust	North Brown
Rust	Steel

** Not available on texture rugs.

Arzu Rug Collection Matrix and Wool Colors Palette

Legend





















- = Not available
- = Available
- ▶ See specification pages for details.

	Pile	Texture
Benefit	■	■
Condensation	■	■
Light	■	•
Mystify	■	■
Rust	■	■

Tip: Pile rugs utilize a Turkish knot technique. Texture rugs combine both Turkish and Sumac knot techniques, creating dimension and texture with a high-low effect.



Arzu Rug Collection Patterns, Colorways, and Wool Colors

Pattern	Colorway	Technique	Primary Wool Color	Wool Color(s)	
Benefit		Blue Grey	Pile	HB65	AZ59
			Texture	HB65 (T)	AZ59 (K)
		Deep Sea	Pile	AZ58	
			Texture	AZ58 (T)	AZ58 (K)
		French Horn	Pile	HB90	
			Texture	HB90 (T)	HB90 (K)
		Puritan Grey	Pile	AZ84	HB65
			Texture	AZ84 (T)	HB65 (K)
Condensation		Deep Sea	Pile	AZ58	AZ81
			Texture	AZ58 (T)	AZ81 (K), AZ81 (T), AZ58 (K), AZ58 (T), AZ81 (T)
		Mushroom	Pile	HB101	HB3, HB102
			Texture	HB101 (T)	HB3 (T), HB102 (T), HB101 (K)
		Navy	Pile	HB23	AZ59, HB25
			Texture	HB23 (T)	AZ59 (T), HB25 (T), HB23 (K)
		Puritan Grey	Pile	HB65	AZ59, AZ84
			Texture	HB65 (T)	AZ59 (T), AZ84 (T), AZ59 (K)
Light		Deep Sea	Pile	AZ58	HB65
		Mushroom	Pile	HB101	HB102
		Navy	Pile	HB23	HB25
		Steel	Pile	AZ81	AZ84
Mystify		Blue Grey	Pile	HB65	AZ59
			Texture	HB65 (T)	AZ59 (T), AZ59 (K)
		Dark Purple	Pile	AZ63	HB97
			Texture	AZ63 (T)	HB97 (T), HB97 (K)
		Mushroom	Pile	HB101	HB102
			Texture	HB101 (T)	HB102 (T), HB102 (K)
		Navy	Pile	HB23	HB65
			Texture	HB23 (T)	HB65 (T), HB65 (K)
Rust		Dark Purple	Pile	AZ63	HB97, AZ81, HB104, AZ84
			Texture	AZ63 (T)	HB97 (T), AZ81 (T), HB104 (K), AZ84 (T), AZ81 (K)
		Deep Sea	Pile	AZ58	HB23, HB25, AZ59, HB65
			Texture	AZ58 (T)	HB23 (T), HB25 (T), AZ59 (T), HB65 (T), HB65 (K)
		North Brown	Pile	HB7	AZ74, HB101, HB102, HB65, HB90
			Texture	HB7 (T)	AZ74 (T), HB101 (T), HB102 (K), HB65 (T), HB90 (K)
		Steel	Pile	AZ81	AZ84, HB65, HB3, HB102
			Texture	AZ81 (T)	AZ84 (T), HB65 (T), HB3 (K), HB102 (T), HB65 (K)

Tip: Pile technique utilizes a Turkish knot and has a pile height of 6-8 mm.

Tip: Texture technique combines a Turkish knot and Sumac knot, creating dimension and texture with a high-low effect. Turkish knot pile height is 6-8 mm, Sumac knot is 4-5 mm.




















Tip: When bound fringe option is specified, it will match the primary wool color. When with fringe is specified, fringe color is white.

(T) = Turkish knot

(K) = Sumac knot











Nanimarquina Rug Collection

Full Size Rug Pattern & Colorways

Pattern	Technique	Colorways								
Basket	Hand-tufted									
		Basket 1	Basket 2	Basket 3	Basket 4	Basket 5				
		Shadows	Hand-tufted							
				Shadows 1	Shadows 2	Shadows 3	Shadows 4	Shadows 5		
				Strokes	Hand-tufted					
						Strokes 1	Strokes 2	Strokes 3	Strokes 4	Strokes 5
Patch	Hand-loomed dhurrie									
						Patch 1	Patch 2	Patch 3	Patch 4	Patch 5































Nanimarquina Rug Collection

Full Size Rug Pattern & Colorways

Pattern	Technique	Colorways						
Diagonal	Outdoor							
		Diagonal 1	Diagonal 2	Diagonal 3	Diagonal 4	Diagonal 5		
		Mesh	Outdoor					
				Mesh 1	Mesh 2	Mesh 3	Mesh 4	Mesh 5

Nanimarquina Rug Collection

Colorway Finishes

Pattern	Colorways				
Basket					
	Basket 1	Basket 2	Basket 3	Basket 4	Basket 5
Shadows					
	Shadows 1	Shadows 2	Shadows 3	Shadows 4	Shadows 5
Strokes					
	Strokes 1	Strokes 2	Strokes 3	Strokes 4	Strokes 5
Patch					
	Patch 1	Patch 2	Patch 3	Patch 4	Patch 5
Diagonal					
	Diagonal 1	Diagonal 2	Diagonal 3	Diagonal 4	Diagonal 5
Mesh					
	Mesh 1	Mesh 2	Mesh 3	Mesh 4	Mesh 5

Enea and Enea Lottus Plastic Matrix


Legend

- = Not available
- = Available
- ▶ See specification pages for details.

	003 White	0013 Sunset Orange	0014 Clover Green	0015 Sand	0016 Walnut Brown	0017 Cool Grey	0400 Black	0405 Periwinkle	0406 Alabaster	0414 Anthracite Grey	0422 Blue Ink	0423 Ocean	0424 Ice	0425 Olive	0426 Honey	0427 Currant	0428 Saffron
Enea Shell	■	■	■	■	■	■	■	■	■	■	•	•	•	•	•	•	•
Enea Lottus Shell and Insert	■	■	■	■	■	■	■	•	•	■	■	■	■	■	■	■	■
Enea Café Wood Stool Seat	■	•	•	•	•	■	•	•	•	■	■	■	■	■	■	■	■
Enea Altzo943 Shell	■	•	•	■	•	■	■	•	•	■	■	■	■	■	■	■	■


Plastic and Miscellaneous Palette

E-Table Utility Bay



Matte Black 4137
Nickel Mica 4745
Silver Mica 4746
Charcoal Mica 4747

1¼" Au Lait Cast Urethane, Au Lait, and Convex Vinyl Edge



Black 6000
Warm White 6655
Woodrose 6607
Smoke 6609

CG_1 - Solid Surface colors for the leg insert



Black 2010
Midnight Brown 2011
Blue 2012
Red 2013
Glacier White 2801

EMU Lyze - Fiber Cement



White/Grey
FC01

EMU Kira and Terramare - Porcelain Stoneware




Basaltina ST01
Statuario White ST02
Emperador ST03
Fokos Rena ST04
Savoia Grey ST05

Plastic and Miscellaneous Palette

► See *Enea and Enea Lottus Plastic Matrix* for availability by product list, page 89.

Enea Plastic



Enea Alto943, Enea Cafe Wood and Enea Lottus Plastic



**Available on Enea Lottus only.*

Tip: Not all colors available on all products. Consult the Enea plastic matrix for product line availability

Plastic and Miscellaneous Palette *continued*

Hosu – Ottoman Pull Tab




Red
CL40

Blue
CL41

Black
CL42

Lox Chair Plastic




Black
6345

White
6346

Greige
6349

Lox Stool Plastic



Black Gloss
6347

White Gloss
6348

Sebastopol - Glossy laminate colors for interior surface



Smoky White
Glossy
2001

Studio Gray
Glossy
2002

Wrought Iron
Glossy
2003

Black Pearl
Glossy
2004

Liberty Red
Glossy
2005

Denizen, Exponents, Potrero415, Potrero415 Light, Sistema, and SW_1 Exclusives


Potrero415 and Potrero415 Light PowerPod Grommet and Sub-structure, Sistema Lounge System Box Table Cylinder, SW_1 Tablet, Grommet, Barrier, Wire Manager, Sub-structure, and Sebastopol Grommet



Black
6000

Milk
6052

Papercord



Black
P500

Natural
P501

White
P502

Bob, Denizen, Exponents, Potrero415, Potrero415 Light, and SW_1 Solid Exclusive



Glacier White
Solid Surface
2801

Lagunitas Focus Nook Light Grommet and Potrero415 Light Power Modules



Black
6000

Milk
6052

Granite
6D03

Care and Maintenance

Chrome

Use commercial cleanser and polish, according to manufacturer's directions.

Fabric

Under normal use, clean with soft cloth dampened with water. For spots and spills, we recommend professional cleaning. For COM, refer to the specific cleaning instructions recommended by the fabric supplier.

EMU Outdoor Fabric:

Remove loose dirt with soft bristle brush or hose down with cold water. Clean with mixture of water and mild soap. Rub in mixture with soft brush and allow to thoroughly soak into fabric. Rinse thoroughly with cold water and air dry. Never use water over 100 degrees Fahrenheit. Do not machine dry. For light cleaning, avoid using detergents.

For stubborn stains use mixture of one gallon cold water, ½ cup bleach and ¼ cup mild soap for one hour.

Detergents can be used without harm, though they may remove some of the water and stain resistant properties in the fabric.

SW_1 Knit:

Clean with warm water and soap. Wet sponge and wipe fabric. Household cleaners such as Windex may be used. Do NOT use cleaners containing bleach.

Laminate and solid phenolic

should be cleaned with soap and water. For stubborn stains, use a non-abrasive household cleaner.

SW_1 tablet surfaces clean with soft cloth dampened with water and soap, if needed. The use of general purpose cleaners are acceptable but must be void of citric content that has z-butoxyethanol in the formulation listing.

Cleaning Laminate

Markerboard Surface

Use dry erase markers only. Remove dry-erase markings with a markerboard eraser or soft cloth as often as possible. Change erasers, as they become dirty. Dirty erasers will leave ink residue on the surface.

For daily cleaning, or as needed, use a dry erase cleaner, or a non-abrasive household cleaner, such as glass cleaner. This may be done with a soft cloth or sponge. Dry the surface with a soft cloth prior to writing. All markings should be removed weekly.

Caution:

- Do not use permanent markers on markerboard surfaces. In the event a permanent marker is used, removal of markings may be attempted by using dry erase cleaner, or by writing over the marking with a dry erase marker and erasing with a markerboard eraser or soft cloth.
- Do not use abrasive cleaners or solvent type cleaning solutions, such as Ketones (Acetone, MEK, etc.) lacquer thinner, nail polish remover, etc. because they may remove the finish from the markerboard surface.

Cleaning e³ CeramicSteel Markerboard Surface

- Wipe board with a clean cloth moistened by a liquid markerboard cleaner or a solution of 50% water and 50% isopropyl alcohol.
- Rinse with clear water.
- Wipe dry with a clean cloth. If your board is used daily, the cleaning should be performed at least 2-3 times a week.

More thorough cleaning may be required if writing is left on the board for more than two days.

Markers

Use any high-quality dry erase marker.

CAUTION! The use of Low Odor markers may cause ghosting to occur. If Low Odor markers have been used, the surface can be completely cleaned by following the cleaning instructions above. Remember to discard eraser if used with Low Odor markers.

Removing Permanent Marker

- Option 1:
- Write over the top of the permanent marker ink with a dry-erase marker
 - Simply erase

Option 2:

- Moisten a clean, dry cloth with isopropyl alcohol
- Wipe the board in a circular motion to loosen marker residue
- Rinse with clear water
- Dry the board with a clean cloth
- Repeat these steps as necessary

Installer's Instructions for Initial Cleaning at Time of Installation

NOTE: These initial cleaning instructions are shipped with every board.

- For initial cleaning, wipe your board with a clean cloth moistened by a mild, alcohol-based cleaner.
- Rinse with clear water. This step is simple, but very important.
- Wipe dry with a clean cloth.

Leather

Under normal use, regular dusting and vacuum cleaning are all that is necessary. For spots and spills, wipe excess liquid immediately. If necessary, use lukewarm water cleaning the entire area where spot occurred and air dry. For stubborn spots or stains, use a solution of mild non-detergent soap and air dry. For butter, oil, or grease, wipe excess with dry cloth and then leave alone. The spot will dissipate into the leather. Do not apply water.

Faux Leather

Under normal use, clean with soft cloth dampened with water. For spots and stains, use the recommended mixture of Woolite and water. Rinse with clean water and air dry.

Granite/Glass

Under normal use, clean with Windex and soft cotton cloth.

Powder coat finishes on chairs and table bases

should be cleaned with a liquid detergent and water. Remove stubborn stains with liquid cleanser, such as Formula 409.

EMU Outdoor Paint:

Store in an enclosed and dry area during winter to avoid condensation. Before winter and regularly every quarter, clean the metal surfaces with a cloth dipped in water or detergent and protect them with vasoline oil or car polish. Do not use ethyl alcohol or detergents that contain even in small quantities acetone, trichloroethylene, or ammonia (or solvents in general). When storing tables, do not stack them or put the table tops in direct contact with each other. Handle the seats with care when stacking them to avoid damaging the varnished surfaces.

Polished Aluminum finishes on table bases and chair arms

should be cleaned with a commercial powder, liquid, or paste metal cleaner and polish. Follow the manufacturer's directions.

Veneers and painted MDF

should be cleaned regularly with mild soap and water and dried with a soft cloth. Tip: Never use ammonia-based cleaners or wax on wood surfaces.

Protecting Wood Surfaces

Use desk pads and coasters to help protect the finish against dents, scratches, moisture and hot and cold liquids. Do not use desk pads that have plastic backing. Use felt or leather pads on the bottoms of office equipment and accessories.

Periodically move desk accessories and other objects kept on the worksurface to ensure even aging.

Lift objects when you move them, instead of pulling or pushing them across the surface, to avoid scratching the surface. Avoid leaving vinyl binders on worksurface for long periods.

If you use a protective glass top, insert felt pads between the glass and the worksurface, to create an air space and allow the wood to breathe.

Keep your furniture away from direct sunlight. Avoid extreme temperatures and humidity. Maintain temperatures between 60 and 80 degrees Fahrenheit and humidity levels between 30 and 50 percent.

Cleaning Wood Surfaces

Keep a supply of soft, clean, absorbent cloths handy for wiping up spills and regular dusting.

To dust, wipe with a slightly damp, soft cloth, using another soft cloth to dry. Always wipe the surface in the direction of the woodgrain.

Use a quality cleaner or flax soap formulated especially for use on wood surfaces. Do not use oils or ammonia. Dilute the cleaner as directed by the manufacturer. Dampen but do not saturate a soft cloth with the diluted cleaning solution. Wipe the surface in the direction of the woodgrain to remove dirt and fingerprints. Wipe the surface clean with a soft, dry cloth.

Care and Maintenance

For Carl Hansen Wood Finishes:

Oil/White Pigmented Oil:
Wipe clean with damp cloth. Wood should be treated twice per year on all surfaces, or as needed to remove scratches and stubborn stains.

Stain/Varnish, Clear lacquer, CHS Color:
Wipe clean with damp cloth.

Vinyl:
Under normal use, clean with soft cloth dampened with mild soap solution. For stubborn stains and spills, a sponge or soft brush may be used with mild non-abrasive cleaner.

Transolid/Solid Surface:
Clean regularly with mild soap and water. Dry with a soft cloth.

Tables should be inspected and maintained regularly by tightening screws and bolts, inspecting casters and glides for damage, and inspecting all moving parts for damage and wear.

For LessThanFive Chair Finishes:

- To clean a chair, start with water and a soft cloth, like microfiber (do not use abrasive cleaners or materials like paper towel)
- If water does not clean the chair, use a common solution, like Formula 409 or window cleaner, with a soft cloth
- For removal of indigo from denim, use isopropyl alcohol (rubbing alcohol) with a soft cloth
- To remove small scratches on the high gloss Carbon Weave chair, only wax-based paste, like SC Johnson Paste Wax or Trewwax Clear Paste Wax, can be used. Waxing is not recommended for matte chairs, as this will change the matte finish of the chair.

For Fusion Fabric:

Following these guidelines will help to extend the life of the fabric:

- Clean regularly with soap and water
- Wipe up spills as soon as they occur
- Use alcohol based cleaners, such as Fantastik® and Formula 409®
- Sanitize using disinfectants such as: bleach (20%) water solution, hydrogen peroxide based, or quaternary based
- For stubborn stains, wipe the stain off with isopropyl alcohol (rubbing alcohol) as soon as possible
- Thoroughly rinse all solution residue with clean water
- Air dry

For Arzu Rug Collection:

- Use a rug pad underneath your rug in order to prevent unnecessary friction and wear.
- Lightly vacuum your rug on a regular basis.
- Dry blot all spills first, then lightly spot clean with mild soap and cold water to remove the spill.
- Protect the rug from strong, direct sunlight.
- Avoid placing any objects on the rug that may cause dampness.
- Occasionally rotate the rug to distribute traffic and prevent wear and tear.
- Have the rug professionally cleaned every few years, depending on the amount of traffic it receives.
- To prolong the life of the rug, make necessary repairs as needed.

For Nanimarquina Rug Collection:

- Each rug is hand-crafted, therefore there may be small variations in size (5%) and slight chromatic variations due to artisanal dye methods used.
- Shading or water effects may occur in hand-tufted rugs — this is not a defect.
- Hand-tufted rugs will present loosened threads due to vacuuming. The threads can be cut with scissors.
- Slight wrinkles can be found in hand-loomed rugs due to the artisanal process of flatweave weaving.
- Patch rugs require the use of a rug pad to avoid rug movement.
- For outdoor rugs, discoloration can be faster due to the intensity of sunlight exposure.
- For outdoor rugs to dry well, it is recommended to hang vertically.
- Lightly vacuum your rug on a regular basis. New wool rugs may shed fibers for the first few months and this is normal.
- Dry blot all spills first, then refer to the cleaning instructions on the back of the rug.
- Avoid placing any objects on the rug that may cause dampness.
- Occasionally rotate the rug to distribute traffic and prevent wear and tear.

For Free Stand:

- Clean the aluminum frame and worksurface frequently by applying a household cleaner (such as Formula 409 or Green Works®), and wiping dry with a clean, soft cloth.
- Avoid using Clorox disinfecting wipes, hand sanitizer, Mr. Clean Magic Erasers, or ethyl alcohol, as these can lead to severe staining, discoloration, or peeling of paint.
- Exercise caution with the worksurface in proximity to sharp objects and when setting a unit down on an abrasive surface, such as pavement or concrete. Contact with sharp objects or abrasive surfaces can cause scuffing and scratching of the work surface.

Trademark List

- ® The following are registered trademarks for products of Steelcase Inc. or one of its related corporate entities: 4 o'clock, 900 Series, à la carte, Airtouch, Ally, Amia, Answer, Archipelago, Avenir, Ballet, Bix, Brayton International, Cachet, Canopy, Canto, Chancellor, Coalesse, Confidante, Context, Convene, CopyCam, Criterion, Crushed Can, Currency, dash, Designtex, Details, Detour, Drive, Elective Elements, Ellipse, Ember Chrome, Emerge, E-Table 2, FYI, Garland, Gentry, Ginkgo Biloba, Groupwork, Ideo, Jacket, Jenny, Jersey, Kart, Kick, LaCosta, Leap, Let's B, LiveBack, Max-Stacker, media:scape, Metro, Migrations, Mitra, Montage, Nurture, Oriana, Parade, Pathways, PCT, Permiso, Player, Portal, Power Pincher, Progeny, Protégé, R2, Rally, Relevant, Reply, Rizzi Arc, Sensor, Series 9000, Siento, Sieste, Sine, Softcare, Springboard, Steelcase, Steelcase Design Partnership, Stella, Stow Davis, Swathmore, Syly, TeamWork, Technique, Texpress, Think, Thunder, Topo, Train, turnstone, Underline, Unison, Vecta, Viridian, Walden, Werndl, and X-Stack.
- ® The following registered trademarks are under license from AWI Licensing Company, Dover, DE: SoundScapes, DuraBrite, BioBlock, and Armstrong.
- ® The following registered trademarks are under license from Byrne Electrical, Rockford, MI: Interport, Mini-Port, Axil Z, and Ellora.
- ® The following is a registered trademark of DuPont, Wilmington, DE: Corian.
- ® The following is a registered trademark of Genlyte Thomas Company, Louisville, KY: Lightolier.
- ® The following is a registered trademark of Hilti Corporation, FL-9494 Schaan, Principality of Liechtenstein: Hilti.
- ® The following is a registered trademark of Leviton Manufacturing Company, Little Neck, NY: Decora.
- ® The following is a registered trademark of Mechanical Plastics Corp, Elmsford, NY: Toggler.
- ® The following is a registered trademark of Microsoft Corporation, Redmond, WA: Microsoft.
- ® The following are registered trademarks of Orangebox Ltd., Cardiff, UK: Orangebox.
- ® The following is a registered trademark of Panduit Corporation, Lockport, IL: Panduit.
- ® The following is a registered trademark of Trav (Press), Cuneo, Italy: Assisa.
- ® The following is a registered trademark of Virtual Ink, Boston, MA: mimioActive.
- ® The following registered trademarks are under license from Wilkhahn Furniture Products: Avera, Senzo, Versal, and Wilkhahn FS.

- ® The following are registered trademarks of PolyVision Corp: Flow, Motif, PolyVision, Sans, and Serif.
- ® The following is a registered trademark of Wilsonart International, Temple, TX: Chemsurf.
- ® The following is a registered trademark of Wiremold, West Hartford, CT: Wiremold.
- ® The following is a registered trademark of EMU Group S.P.A., Perugia, Italy: EMU.
- ® The following is a registered trademark of Security People, Inc.: Digilock.
- ™ The following are trademarks for products of Steelcase Inc. or one of its related corporate entities: Access, Active/Passive Shelf, Ainsley, Akira, Alcove, Alerion, Alight, Amaris, American Elect, American Tradition, ap40, Arbor, Arriva, Asana, Ascot, Aspekt, Astor, Await, Bassline, B-Free, Bira, Bivi, Bixby, Bottomline, Brody, Brook, Buoy, Burton, c:scape, Calla, Calm, Camber, Campfire, Capa, Cappuccino, Cesar, Chester, Chord, Circa, Clarendon, Classic Rectangular, Clipper, cobí, Collaboration, Community, Company, Convey, Cortex, Coupe, Crea, Crew, Cura, Cypress, Davenport, Dearborn, Deck, Déjà, Denizen, Denska, Derby, Divisio, Donovan, Dune, Duo, Echo, Edge, Elbrook, Elсна, Empath, Empress, Enea, ēno, EnSync, Enviro, Escapade, Exchange, Exponents, Field, Flat Top, FlexFrame, Flip Top, Flute, Folio, FrameOne, FreeFlow, Frontier, Galilei, Gesture, Ginger, Ginkgo, Go Wall, Grip, Groove, Hatchback, Hawthorne, Hitch, Host Collection, Hosu, Huddleboard, i2i, Impact, Indy, InfoLink, IOS, I-Solve, Jack, Jarrah, Jetty, Juice, Kami, Kast, Kathryn, Lagunitas, Lark, L'Attitude, LearnLab, Leela, LessThanFive, Lincoln, Linden, LiveSeat, Loria, Lyric, Malibu, Malibu Too, Mansfield, Marathon, Marien152, Martini, Mason, Masque, Migration, Millbrae, Mineral, Mingle, Mystic, Mystic Metal, Mystic Wood, Montara650, Montreal, Move, Nadia, Neighbor, nesso, Nickel, Nikko, Nod, Node, Norfolk, Ology, Ontrak, Oom, Opus, Orchid, Outlook Collection, Ovation, Paloma, Paperflo, Parliament, Pasio, Passerelle, Patriarch, Payback, Peek, Pile File, Pisa, Pool, Potrero415, PUCK, QiVi, Quba, Rave, Reed, Regard, Relay, Reunion, Ripple, Riser, Roam, Rocco, Rocky, RoomWizard, Runner, Satellite, Sawyer, ScapeSeries, Senti, Sentinel, Senza, Sequoia, Session, ShareLink, Shield, Shortcut, Sidewalk, SILQ, Skylar, Slumber, Smoke, Snug, Soft Leaf, Sonata, Sorrel, SOTO, Southside, Stationkits, Steelcase Series, Stiletto, Surprise!, Surround, Switch, Symphony, Sync, TagWizard, Tava, TeamStudio, TeamTheater, Tenaro, Terrazzo, Theorem, Thread, Topaz, Touchdown, Tour, Tower Too, Trees, Trillium, Trolly, tX2, U-Free, Umami, Underscore, Uno, V.I.A., Verb, Verge, Verlay, Victor2, Visalia, Waldorf, Woodruff, Workspring, and X-tenz.
- ™ The following is a trademark of Microsoft Corporation, Redmond, WA: Windows.

- ™ The following is a trademark of Rodman Industries, Inc., Oconomowoc, WI: ResinCore1.
 - ™ The following is a trademark of Ultrafabrics, LLC, Elmsford, NY: Ultraleather.
 - ™ The following trademarks are under license from Wilkhahn Furniture products: Cana, Linus, Logon, Picto, Range, Stitz, Thema, Timetable, and Tubis.
 - ™ The following trademark is used under license from Cradle to Cradle Products Innovation Institute, Oakland, CA: Cradle to Cradle Certified.
 - ™ The following trademarks are under license from Walter Knoll: Andoo, Bob, Lazlo, Lox, Ribbon, and Together.
 - ™ The following trademarks are under license from PP Møbler: Bar and Flag Halyard.
 - ™ The following trademarks are under license from Viccarbe: Davos, Holy Day, Last Minute, RS, Sistema, and Wrapp.
 - ™ The following trademarks are under license from Carl Hansen: Elbow, Paddle, Shell, Wing, and Wishbone.
 - ™ The following trademarks are under license from Cambridge Sound Management, LLC, Cambridge, MA: QtPro Soundmasking, Qt Quiet Technology, and Sonet Qt.
 - ™ The following is a trademark of Electri-Cable Assemblies, Shelton, CT: Interact.
 - ™ The following is a trademark of Clestra Hauserman: IRYS.
 - ™ The following is a trademark of Wiesner-Hager Möbel GmbH: Nooi.
 - ™ The following are trademarks of PolyVision: a³, e³, Boundri, and Nota.
 - ™ The following is a trademark of Bostock Company, Inc: SnapCab.
 - ™ The following is a trademark of Williams-Sonoma, Inc: West Elm.
 - ™ The following is a trademark of Elena Marquina Testor: nanimarquina.
 - ™ The following is a trademark of Forbo International SA: Forbo.
 - ™ The following are trademarks of Orangebox Ltd., Cardiff, UK: Air³, Aspect, Avi, Away from the Desk, Border, Campers & Dens, Coppice, Cubb, Kirm, On the QT, Ramsey, Skomer, Sully, Track-B, and Vale.
- Trademarks used here in are the property of Steelcase, Inc. or of their respective owners.*